



# GRANGER-HUNTER

IMPROVEMENT DISTRICT

## Board Meeting of the Board of Trustees March 19, 2024

**January 16, 2024**  
**February 20, 2024**  
**March 19, 2024**  
April 16, 2024  
May 21, 2024  
June 25, 2024

*July 16, 2024(If Needed)*  
August 20, 2024  
September 17, 2024  
October 15, 2024  
November 12, 2024  
December 17, 2024

# GRANGER-HUNTER IMPROVEMENT DISTRICT

## **ACRONYMS AND ABBREVIATIONS**

<b>ACRONYM OR ABBREVIATION</b>	<b>DEFINITION</b>
ACH	Automated Clearing House
AF	Acre-feet or Acre-foot
AMI	Advanced Metering Infrastructure
AMZN	Amazon
A/R	Accounts Receivable
A/P	Accounts Payable
APWA	American Public Works Association
ASR	Aquifer Storage and Recovery
AWWA	American Water Works Association
AWWAIMS	American Water Works Association Intermountain Section
BOD	Biological Oxygen Demand
BRIC	Building Resilient Infrastructure and Communities
CC	Credit Card
CCTV	Closed Circuit Television
CDA	Community Development Area
CFS	Cubic Feet per Second
CFO	Chief Financial Officer
CIP	Construction-in-Process/Capital Improvement Project
COS	Cost-of-Service
CRA	Community Reinvestment Area
CRWUA	Colorado River Water Users Association
CUP	Central Utah Project
CUPCA	Central Utah Project Completion Act
CUWCD	Central Utah Water Conservancy District
CVWRF	Central Valley Water Reclamation Facility
CWP	Central Utah Water Development Project
CWS	Community Water Systems
CWSRF	Clean Water State Revolving Fund
DBP	Disinfection By-product
DDW	Utah Division of Drinking Water
DEQ	Utah Department of Environmental Quality
DNR	Utah Department of Natural Resources
DOI	Department of Interior
DWQ	Utah Division of Water Quality
DWRe	Utah Division of Water Resources
DWRi	Utah Division of Water Rights
EA	Environmental Assessment
EIS	Environmental Impact Statement

EOC	Emergency Operations Center
EMOD	Experience Modification Factor
EMP	Employee
EPA	United States Environmental Protection Agency
ERP	Emergency Response Plan/Enterprise Resource Planning
ERU/ERC	Equivalent Residential Unit/Equivalent Residential Connection
FA	Fixed Assets
FEMA	Federal Emergency Management Agency
FOG's	Fats, Oil, & Grease
FRA	Fraud Risk Assessment
GFOA	Government Finance Officer's Association
GHID	Granger-Hunter Improvement District
GIS	Geographic Information System
gpcd	Gallons per Capita per Day
gpm	Gallons per Minute
GWR	Groundwater Rule
HMI	Human-Machine Interface
HUD	U.S. Department of Housing and Urban Development
HVAC	Heating, Ventilation and Air Conditioning
IAP	Incident Action Plan
IC	Incident Commander
ICS	Incident Command System
IFA	Impact Fee Act
JRC	Jordan River Commission
JIC	Joint Information Center
JVWCD	Jordan Valley Water Conservancy District
KID	Kearns Improvement District
kW	Kilowatt
LOS	Level of Service
MGD	Million Gallons per Day
MG	Million Gallons
mg/L	Milligrams per Liter
MH	Manhole
M&I	Municipal and Industrial
MOU	Memorandum of Understanding
MVC	Mountain View Corridor
MWD	Magna Water District
MWDSLS	Metropolitan Water District of Salt Lake & Sandy
NEPA	National Environmental Policy Act
O&M	Operation and Maintenance
OSHA	Occupational Safety and Health Administration
PIO	Public Information Officer

PM	Preventative Maintenance
POC	Point of Contact
ppm	Parts per Million
Incode/Pro10	Financial ERP Software
OPEB	Post Retirement Benefits
PTIF	Public Treasurers Investment Fund
PVC	Polyvinyl Chloride
R&R	Repair and Replacement
RCP	Reinforced Concrete Pipe
RDA	Redevelopment Agency (Property Taxes)
RFP	Request for Proposal
RFSQ	Request for Statements of Qualifications
RMP	Rocky Mountain Power
RNI	Regional Network Interface (Meters)
RTU	Remote Telemetry Unit
RWAU	Rural Water Association of Utah
SCADA	Supervisory Control and Data Acquisition System
SDWA	Safe Drinking Water Act
SLVHD	Salt Lake Valley Health Department
SO	Safety Officer
SOP	Standard Operating Procedure
SOQ	Statement of Qualification
SRF	State Revolving Fund
SSO	Sanitary Sewer Overflow
SVSD	South Valley Sewer District
TBID	Taylorville Bennion Improvement District
TCR	Total Coliform Rule
TDS	Total Dissolved Solids
TNT	Truth-in-Taxation
TSS	Total Suspended Solids
UASD	Utah Association of Special Districts
UDOT	Utah Department of Transportation
UGFOA	Utah Government Finance Officers Association
USBR	United States Bureau of Reclamation
UTA	Utah Transit Authority
UWCF	Utah Water Conservation Forum
UWUA	Utah Water Users Association
WaterSMART	Sustain and Manage America's Resources for Tomorrow
WBWCD	Weber Basin Water Conservancy District
WVC	West Valley City



## **THE BOARD OF TRUSTEES OF THE GRANGER-HUNTER IMPROVEMENT DISTRICT**

PUBLIC NOTICE is hereby given by the Board of Trustees that Granger-Hunter Improvement District will hold a Board Meeting at 3:00 p.m. on Tuesday, March 19, 2024, at its main office located at 2888 South 3600 West, West Valley City, Utah. Trustees and members of the public are able to attend this meeting in person or electronically through [www.ghid.org](http://www.ghid.org).

### **Agenda**

#### **A. GENERAL**

1. Call to order – Welcome and Opening Thought
2. Report those present for the record
3. Public Comments
4. Consider approval of the February 20, 2024, Board Meeting Minutes
5. Discuss potential conflicts of interest

#### **B. OUR COMMUNITY**

1. Legislative Update
2. Jordan Valley Water Conservancy District Update
3. Central Valley Water Reclamation Facility Update
4. West Valley City Update

#### **C. OUR TEAM**

#### **D. OUR OPERATIONS**

1. Review & discuss Financial Report for February 2024
2. Review & discuss Paid Invoice Report for February 2024
3. Administrative Services Update
4. Water Maintenance Update
5. Wastewater Maintenance Update
  - a. Consider adoption of the Municipal Wastewater Planning Program (MWPP) Report for the year ending 2023 that will be submitted to the State of Utah Department of Environmental Quality.
6. Water Supply Report
7. Operations Update
  - a. Consider approval of a contract for grounds maintenance services with Lawn Butler Holdings, LLC for \$86,378.80.
8. Capital Projects Update
  - a. Consider approval of a construction contract for the 24A: Sewer Rehabilitation Project to Inliner Solutions, LLC in the amount of \$538,836.00.
  - b. Consider approval of a construction contract for the 24F: Sewer Rehabilitation Project to Insituform Technologies, LLC in the amount of \$377,747.00.
  - c. Consider approval of a contract for wastewater channel grinders with JWC Environmental, Inc. for \$91,824.22.
9. Engineering Department Update

#### **E. CLOSED SESSION**

1. Strategy session to discuss pending or reasonably imminent litigation.
2. Strategy session to discuss the sale of real property.
3. To discuss the character, professional competence, or physical or mental health of an individual.

#### **F. PROPERTY SALES & PURCHASE**

1. Consider approval to purchase a parcel at 2249 South 1070 West.
2. Consider approval to declare surplus and sell a parcel at 2386 South 3600 West.
3. Consider approval grant an easement for Dominion Energy at 1311 West 3300 South.

G. OUR TEAM

1. Consider approval of cost sharing to purchase up to five years of service, as specified in Section 7.2 of the District Employee Handbook, for two retiring employees.

H. BOARD MEMBERS INPUT, REPORTS, FOLLOW-UP ITEMS OR QUESTIONS

I. CALENDAR

1. The next board meeting will be April 16, 2024 with Open Meetings Training at 2:00 pm.

## **MINUTES OF THE GRANGER-HUNTER IMPROVEMENT DISTRICT BOARD MEETING**

The Meeting of the Board of Trustees of the Granger-Hunter Improvement District (GHID) was held Tuesday, February 20, 2024, at 3:00 P.M. at the District office located at 2888 S. 3600 W., West Valley City, Utah.

This meeting was conducted electronically in accordance with the Utah Open and Public Meetings Act (Utah Code Ann. (1953) §§ 52-4-1 et seq.) and Chapter 7.12 of the Administrative Policy and Procedures Manual (“Electronic Meetings”).

### **Trustees Present:**

Debra Armstrong	Chair
Roger Nordgren	Trustee
Wayne Watts	Trustee

### **Staff Members Present:**

Jason Helm	General Manager/Treasurer
Todd Marti	Assistant General Manager/District Engineer
Troy Stout	Assistant General Manager/Chief Operating Officer
Michelle Ketchum	Director of Administration
Dustin Martindale	Director of Water Systems
Ricky Necaie	Director of Wastewater - <i>Excused</i>
Victor Narteh	Director of Engineering
Justin Gallegos	Director of Information Technology - <i>Excused</i>
Austin Ballard	Controller/Clerk
Dakota Cambruzzi	Human Resource Manager
Kristy Johnson	Executive Assistant
Brent Rose	Legal Counsel – Clyde Snow & Sessions PC

### **Guests:**

Adam Spackman	System Administrator, GHID
Marie Owens	AE2S Representative
Braden Saunders	YESCO Representative
Ian Bailey	GIS, GHID – <i>Electronically</i>
Darcy Brantly	Accountant, GHID – <i>Electronically</i>
Michael Wear	Fleet Manager, GHID – <i>Electronically</i>
Steve Starr	Water Systems Division Manager, GHID – <i>Electronically</i>
Doug Bradfield	Engineering Division Supervisor, GHID – <i>Electronically</i>
Brooke Petersen	Administrative Assistant, GHID - <i>Electronically</i>

A copy of the exhibits referred to in these minutes is attached and incorporated by this reference. The exhibits are also included in the official minute books maintained by Granger-Hunter Improvement District.

## **CALL TO ORDER**

At 3:00 P.M. Debra Armstrong called the meeting to order and recognized all those present. Ms. Armstrong shared an opening thought.

### **Public Comments**

Jason Helm shared a public comment that the District received.

Charles Hansen  
3563 Highlander St.

“I would really like to attend your meetings but I cannot justify taking vacation leave in order to do so. I would like to suggest meeting times change to 6:00 pm allowing the working population to attend these meetings. Thank you.”

Mr. Helm noted that a response was sent to Mr. Hansen regarding the current meeting times.

### **Approval of the January 16, 2024 Board Meeting Minutes**

A motion to approve the Board Meeting Minutes from January 16, 2024, was made by Wayne Watts. Followed a second from Roger Nordgren, the motion passed as follows:

Armstrong – aye

Nordgren – aye

Watts - aye

### **Conflicts of interest**

There were none.

### **OUR COMMUNITY Review & Consider Approval of Agreement with YESCO Outdoor Media, LLC for an Electronic Billboard**

Jason Helm and Todd Marti reviewed the agreement with YESCO Outdoor Media, LLC for an electronic billboard. Braden Saunders from YESCO explained the timeline for installation once the contract is approved and signed. Mr. Marti asked the Board to consider approval of an outdoor advertising ground lease agreement with YESCO Outdoor Media, LLC for an electronic billboard. Following a brief discussion, Wayne Watts made a motion to approve the agreement as noted. Following a second from Debra Armstrong, the motion passed as follows:

Armstrong – aye

Nordgren – aye

Watts – aye

### **Legislative Update**

Mr. Helm presented the Legislative update. – See Legislative Update attached to these minutes for details.

### **Jordan Valley Water Conservancy District Review**

Mr. Helm presented the Jordan Valley Water Conservancy District (JVWCD) review. – See JVWCD Review attached to these minutes for details.

### **Central Valley Water Reclamation Facility Review**

Mr. Helm presented the Central Valley Water Reclamation Facility (CVWRF) review. – See CVWRF Review attached to these minutes for details.

**Discuss Potential  
Customer Assistance  
Program**

Todd Marti presented information regarding a potential customer assistance program for discussion. The staff will finalize more of the details to present for approval in a future board meeting. – See Customer Assistance Program attached to these minutes for details.

**OUR TEAM  
Consider Approval of  
Resolution 02.20.24 – A  
Resolution Adopting  
District’s Procurement  
Policy**

Jason Helm presented the revised Administrative Policy and Procedures Manual. – See Administrative Review Report attached to these minutes for details.

Mr. Marti presented the District’s revised procurement policy and discussed the UASD procurement policy changes. Brent Rose advised the Board to vote on the Resolution 02.20.24 first and then the Revised Administrative Handbook. Those have been adjusted to reflect the order change.

Mr. Helm asked the Board to consider approval of Resolution 02.20.24 – A Resolution Adopting the District’s Procurement Policy. Roger Nordgren made a motion to approve the resolution as noted. Following a second from Debra Armstrong, the motion passed as follows:

Armstrong – aye

Nordgren – aye

Watts – aye

**Review & Consider  
Approval of Revised  
Administrative  
Handbook**

Mr. Helm asked the Board to consider approval of the amended and restated District Administrative Policy that incorporates the referenced changes to chapter six. Wayne Watts made a motion to approve the update as noted. Following a second from Roger Nordgren, the motion passed as follows:

Armstrong – aye

Nordgren – aye

Watts – aye

**OUR OPERATIONS  
Review & Discuss  
Financial Report for  
January 2024**

Austin Ballard summarized the January 2024 Financial Report. Roger Nordgren inquired about the “Other/OPEB” budget item under “Payroll Wages” on page 62. Mr. Ballard explained they are “other post-retirement benefits” available to eligible retiring employees for retirement buy out. Mr. Ballard explained that the District has three employees eligible for retirement in 2024 with the budget accounting for those benefits if all three eligible employees choose to retire. - See January 2024 Financial Report attached to these minutes for details.

**Review & Discuss Paid  
Invoice Report for  
January 2024**

Mr. Ballard discussed the January check report. The January check report totaled \$5,370,952.46 coming from five categories: infrastructure (47%), Central Valley (33%), payroll taxes and employee benefits (8%), Jordan Valley Water (7%), and other (5%). – See January 2024 Paid Invoice Report attached to these minutes for details.

**Administrative Services  
Update**

Michelle Ketchum presented the Administrative Services Update. Ms. Ketchum mentioned the upcoming Localscapes class that will be held at GHID on March 21, 2024. – See Administrative Services Update attached to these minutes for details.

<b>Water Maintenance Update</b>	Troy Stout presented the water maintenance update. – See Water Maintenance Update report attached to these minutes for details.
<b>Wastewater Maintenance &amp; Fleet Update</b>	Mr. Stout presented the wastewater maintenance and fleet report. – See the Wastewater Maintenance and Fleet Update report attached to these minutes for details.
<b>Consider Approval of Purchase of Ford F350 Cab &amp; Chassis to Larry H. Miller &amp; Purchase of Reading Utility Body with Tiger Crane to Blackridge Fleet</b>	Mr. Stout asked the Board to consider approval of the purchase of a Ford F350 Cab and Chassis to Larry H. Miller in the amount of \$53,003.16 and the purchase of a Reading Utility Body with Tiger Crane to Blackridge Fleet in the amount of \$48,390.73 for a total of \$101,393.89. Roger Nordgren made a motion to approve the purchase as noted. Following a second from Debra Armstrong, the motion passed as follows:  Armstrong – aye                      Nordgren – aye                      Watts – aye
<b>Hazard Mitigation Plan Update &amp; Progress Report with Related Activities</b>	Mr. Stout presented the Hazard Mitigation Plan update and progress report with related activities. – See Hazard Mitigation Plan Update attached to these minutes for details.  <i>Dakota Cambruzzi and Dustin Martindale left the meeting at 4:37 pm.</i>
<b>Water Supply Report</b>	Todd Marti presented the water supply report. – See Water Supply Report attached to these minutes for details.
<b>Operations Update</b>	Mr. Marti presented the operations update. – See Operations Update attached to these minutes for details.
<b>Capital Projects Update</b>	Todd Marti and Victor Narteh presented the Capital Projects update. – See Capital Projects Update attached to these minutes for details.
<b>Consider Approval of Construction Contract for 23D: Acord Reservoir Repairs &amp; Recoating Project to Viking Painting, LLC</b>	Victor Narteh asked the Board to consider approval of a construction contract for the 23D: Acord Reservoir Repairs & Recoating project to Viking Painting, LLC in the amount of \$1,017,730.00. Wayne Watts made a motion to approve the contract as noted. Following a second from Debra Armstrong, the motion passed as follows:  Armstrong – aye                      Nordgren – aye                      Watts – aye
<b>Consider Approval of Construction Management Contract for 23D: Acord Reservoir Repairs &amp; Recoating Project to Infinity Corrosion Group</b>	Mr. Narteh asked the Board to consider approval of a construction management contract for the 23D: Acord Reservoir Repairs & Recoating project to Infinity Corrosion Group in the amount of \$54,390.82. Following a brief discussion regarding a request to have property addresses listed in project name, Wayne Watts made a motion to approve the contract as noted. Following a second from Roger Nordgren, the motion passed as follows:  Armstrong – aye                      Nordgren – aye                      Watts – aye

**Engineering Department  
Update**

Todd Marti presented the Engineering Department update. – See Engineering Department Update attached to these minutes for details.

**CLOSED SESSION**

*A closed session was not needed for this meeting.*

**OUR TEAM  
Consider Approval of  
Compensation for  
General Manager**

Jason Helm asked the Board to consider approval of Compensation for the General Manager. Debra Armstrong made a motion to approve Schedule A compensation for the General Manager effective January 1, 2024. Following a second from Wayne Watts, the motion passed as follows:

Armstrong – aye

Nordgren – aye

Watts – aye

**BOARD MEMBERS  
INPUT, REPORTS,  
FOLLOW-UP ITEMS  
OR QUESTIONS**

There were none.

**CALENDAR**

Jason Helm noted the Open Meetings training that will be held on April 16, 2024, at 2:00 pm before the regular scheduled 3:00 pm Board Meeting.

**ADJOURNED**

Inasmuch as all agenda items have been satisfied, Wayne Watts made a motion to adjourn the meeting. Following a second from Roger Nordgren, the motion passed as follows and the meeting adjourned at 5:04 P.M.

Armstrong – aye

Nordgren – aye

Watts – aye

Debra K. Armstrong, Chair

---

Austin Ballard, Clerk

---



# OUR COMMUNITY

- Legislative Update
- JVWCD Update
- CVWRF Update
- West Valley City Update





# Legislative Update-House

## HB 11 (1<sup>st</sup> Sub.)

### Water Efficient Landscaping Requirements

Rep. Owens

This bill restricts the use of lawn or turf by certain governmental entities. **New construction or reconstruction-overhead spray irrigation in certain areas.**

Passed House 51-22-2 (1/23/24), **Passed Senate 19-9-1 (2/1/24).**

## HB 13 (1<sup>st</sup> Sub.)

### Infrastructure Financing Districts

Rep. Dunnigan

This bill authorizes the creation of a type of special district for the purpose of financing infrastructure. **This will create SD which will allow developer to get loans, working with property owner.**

**Passed House 64-6-5 (2/28/24), Passed Senate 24-3-2 (2/27/24).**

## HB 36 (3<sup>rd</sup> Sub.)

### Open and Public Meetings Act Amendments

Rep. Dunnigan

This bill modifies definitions of the Open and Public Meetings act and **makes it unlawful for a quorum body to make decisions outside a public meeting in a concerted and deliberate way to predetermine an action to be taken by the public body in a public meeting.**

Passed House **66-0-9 (2/23/24), Passed Senate 22-2-5 (2/22/24).**

## HB 61

### Water Measuring and Accounting Amendments

Rep. Albrecht

This modifies the state water policy to address telemetry and grants rulemaking authority regarding measurement and accounting.

Passed House 72-1-2 (1/23/24), Passed Senate 26-0-3 (2/7/24)

Key:



Bill waiting for Governor signature

**RED**

Changes since last update

# Legislative Update-House

## HB 74

### Utility Relocation Cost Sharing Amendments

Rep. Christofferson

This bill requires coordination and cooperation between the Department of Transportation and utilities impacted by certain capital development projects.

Passed House 68-1-6 (1/24/24), Senate passed 27-0-2 (2/2/24)

## HB 242 (2<sup>nd</sup> Sub.)

### Water Usage Data Amendments

Rep. Ballard

This bill requires reporting of water usage by a state agency, study of public school water use, and publication and reporting of findings.

Failed House 35-34-6 (2/22/24)

## HB 244 (4<sup>th</sup> Sub.)

### Office of Legislative Auditor General Requirements

Rep. Burton

This bill requires entities to comply with modifications recommended by the Office of the Legislative Auditor General. Requires a response back by entities who have audit findings and develop a plan on how they will address those findings.

Passed House 67-0-8 (2/23/24), Passed Senate 22-0-7 (2/22/24)

## HB 275 (2<sup>nd</sup> Sub.)

### Water Amendments

Rep. Snider

This bill addresses home owners associations and water wise landscaping and clarifies who is eligible for grant money for water conservation efforts other than secondary water metering.

Passed House 70-0-5 (2/20/24), Passed Senate 24-0-5 (2/16/24)

# Legislative Update-House

## HB 280 (5<sup>th</sup> Sub.)

### Water Related Changes

Rep. Snider

This bill requires a study of the financing of water infrastructure projects, creates the Water Infrastructure Fund, and enacts planning and prioritization provisions, including: requiring a unified water infrastructure plan; providing ranking and prioritizing of water infrastructure projects; addressing duties; and requiring reserve studies and capital asset management. (UASD supports)

Passed House 71-3-1 (2/28/24), Passed Senate 28-0-1 (2/27/24).

## HB 354

### Truth in Taxation Revisions

Rep. Clancy

This bill requires voter approval for taxing entities to impose property tax increases in specified tax years.

Bill did not pass.

## HB 368 (1<sup>st</sup> Sub.)

### Presumption of Worker's Compensation Benefits for Law Enforcement Officers

Rep. Clancy

This bill requires on certain public works projects that a specified amount of labor be performed by an apprentice.

Bill did not pass.

## HB 401

### Water Usage Amendments

Rep. Owens

This bill addresses the irrigating of lawn or turf in specified counties during a restricted period, imposes fines for an infraction, and requires a good faith estimate of water savings.

Bill did not pass.

# Legislative Update-House

## HB 460 (3<sup>rd</sup> Sub.)

### Government Employee Conscience Protection

Rep. Petersen

This bill requires a governmental entity to grant an employee's request to be relieved from performing a certain task if the request would not place undue hardship on entity and creates protections for employees who request to be relieved from a certain task.

Passed House 60-7-8 (2/26/24), Passed Senate 21-5-3 (3/1/24).

## HB 472 (1<sup>st</sup> Sub.)

### Water Revisions

Rep. King

This bill directs the Division of Water Resources and the Division of Water Rights to jointly study the creation of a water database and center.

Passed House 64-3-8 (2/22/24), Not voted on in Senate. Bill did not pass.

## HB 535 (1<sup>st</sup> Sub.)

### Water Conservation Modifications

Rep. Kohler

This bill requires the Great Salt Lake commissioner to conduct a study concerning municipal water.

Passed House 70-1-4 (2/27/24), Not voted on in Senate. Bill did not pass.

# Legislative Update-Senate

## SB 17

### Safe Drinking Water Act Sunset Extension

Sen. Sandall

This bill extends the sunset date for the Safe Drinking Water Act.

Passed Senate 28-0-1 (1/16/24), House passed 69-0-6 (1/31/24)

## SB 18 (1<sup>st</sup> Sub.)

### Water Modifications

Sen. Sandall

This bill modifies forfeiture provisions in relation to saved water, grants rulemaking authority related to saved water, addresses changes to a water right in relation to saved water, and modifies provisions related to segregation and saved water. (Clean-up from last years bill for agriculture water use.)

Passed Senate 27-0-2 (1/31/24), Passed House 66-3-6 (2/14/24)

## SB 91 (3<sup>rd</sup> Sub.)

### Local Government Officers Compensation Amendment

Sen. Wilson

This bill requires the notice of and separate public hearing on the proposed adoption of compensation for municipal officers. (Requires separate public meeting for budget dealing with wages).

Passed Senate 27-0-2 (1/31/24), Passed House 46-21-8 (2/29/24)

## SB 118 (4<sup>th</sup> Sub.)

### Water Efficiency Amendments

Rep. McKell

This bill provides for incentives to use water efficient landscaping in new residential development.

Passed Senate 25-0-4 (2/13/24), Not voted on in House. Bill did not pass.

# Legislative Update-Senate

## SB 145 (2<sup>nd</sup> Sub.)

### Utility Easements Amendments

Sen. McCay

This bill requires utility operators to create a statewide association to manage requests to utility operators to mark utility facilities before excavation.

Passed Senate 24-0-5 (2/13/24), Passed House 69-0-6 (2/29/24)

## SB 195 (2<sup>nd</sup> Sub.)

### Golf Course Amendments

Sen. McCay

This bill makes water data regarding golf courses a protected record under GRAMA; requires a study of water use by golf courses; and requires the Division of State Parks to develop a master plan for state-owned golf courses.

Passed Senate 26-0-3 (2/27/24), Failed House 17-49-9 (2/28/24)

## SB 203 (1<sup>st</sup> Sub.)

### Drinking Water Amendments

Sen. Sandall

This bill requires the Department of Environmental Quality to establish a fee schedule, outlines requirements related to the fee schedule, provides for the collection of fees, and requires monitoring of fees. **Fee based system instead of General fund.**

Passed Senate 24-0-5 (2/15/24), Not voted on in House. Bill did not pass.

## SB 211 (1<sup>st</sup> Sub.)

### Generational Water Infrastructure Amendments

Sen. Adams

This bill directs the creation of the Water District Development Council under the Interlocal Cooperation Act. **100-year vision. No land ownership, no appropriation, etc. Will study and report to Legislature.**

Passed Senate 25-1-3 (2/14/24), Passed House 70-4-1 (2/28/24)

# Legislative Update-Senate

## SB 259 (1<sup>st</sup> Sub.)

### Requirements for Districts Providing Services

Sen. Cullimore

This bill clarifies the processes of special districts as it pertains to elections, district divisions, boundary changes, board of trustees, fee collection and payment, invoicing, annexing, and property tax levies. (Supported by UASD)

Passed Senate 25-0-4 (2/27/24), Passed House 72-0-3 (3/1/24).



# JORDAN VALLEY WATER CONSERVANCY DISTRICT UPDATE





# Jordan Valley Water Conservancy Update - March 2024

## JORDAN VALLEY WATER CONSERVANCY DISTRICT

Monthly Summary of Water Deliveries in Acre Feet

February 2024

### Municipal and Industrial (M&I) Water Deliveries

Wholesale System	This Month	Previous Year	% Change	YTD	YTD Prev Year	YTD % Change	Fiscal YTD	Fiscal YTD Prev Year	Fiscal YTD % Change
Bluffdale City	120.72	116.06	4%	253.73	256.54	-1%	2,261.47	2,245.27	1%
Copperton Improvement District	0.00	0.00		0.00	0.00		10.95	29.23	-63%
Draper City	131.63	118.47	11%	274.54	258.19	6%	2,904.43	2,895.38	0%
Granger-Hunter Improvement District	543.83	800.72	-32%	1,211.63	1,495.31	-19%	12,078.92	13,009.01	-7%
Herriman City <sup>3</sup>	217.62	126.50	72%	451.98	274.86	64%	4,551.95	3,894.45	17%
Hexcel Corporation	91.56	74.37	23%	182.63	149.72	22%	566.68	603.57	-6%
Kearns Improvement District	333.45	313.16	6%	696.19	648.52	7%	5,216.24	5,054.07	3%
Magna Water District	62.83	64.29	-2%	131.19	135.05	-3%	536.58	525.68	2%
Midvale City	113.44	143.86	-21%	238.60	275.68	-13%	1,963.65	2,397.40	-18%
Riverton City	335.71	310.91	8%	708.73	653.75	8%	3,744.95	3,433.95	9%
South Jordan City <sup>3</sup>	494.31	497.34	-1%	1,042.77	1,033.62	1%	11,230.99	11,331.77	-1%
City of South Salt Lake	94.01	110.46	-15%	183.96	180.90	2%	682.62	602.62	13%
Taylorsville-Bennion Improvement District	462.34	477.34	-3%	1,000.44	924.57	8%	3,297.92	3,345.61	-1%
Utah Div. of Fac. Const. and Mgmt.	1.48	17.60	-92%	4.90	32.85	-85%	71.14	144.36	-51%
WaterPro, Inc.	0.00	67.85	-100%	0.00	104.51	-100%	829.29	806.70	3%
City of West Jordan <sup>3</sup>	828.23	796.83	4%	1,705.07	1,488.23	15%	14,171.48	14,201.42	0%
White City Water Improvement District	0.00	0.00		0.00	0.00		0.00	0.00	
Willow Creek Country Club <sup>6</sup>	0.12	0.12	-2%	0.21	0.24	-11%	177.07	205.29	-14%
<b>Wholesale System Subtotal</b>	<b>3,831.28</b>	<b>4,035.89</b>	<b>-5%</b>	<b>8,086.59</b>	<b>7,912.51</b>	<b>2%</b>	<b>64,296.34</b>	<b>64,725.79</b>	<b>-1%</b>
Retail System <sup>2</sup>	339.24	301.71	12%	680.57	630.31	8%	5,247.89	5,032.41	4%
<b>Total Wholesale &amp; Retail</b>	<b>4,170.52</b>	<b>4,337.59</b>	<b>-4%</b>	<b>8,767.15</b>	<b>8,542.82</b>	<b>3%</b>	<b>69,544.23</b>	<b>69,758.21</b>	<b>0%</b>

### Other M&I Deliveries

MWDSLS (Treated and Transported) <sup>4</sup>	0.00	161.20	-100%	521.81	185.12	182%	7,179.54	7,409.17	-3%
District Use (Non-revenue) <sup>5</sup>	25.02	26.03	-4%	52.60	51.26	3%	417.27	418.55	0%
<b>Other M&amp;I Subtotal</b>	<b>25.02</b>	<b>187.22</b>	<b>-87%</b>	<b>574.41</b>	<b>236.38</b>	<b>143%</b>	<b>7,596.81</b>	<b>7,827.72</b>	<b>-3%</b>
<b>Total M&amp;I Deliveries</b>	<b>4,195.55</b>	<b>4,524.82</b>	<b>-7%</b>	<b>9,341.56</b>	<b>8,779.20</b>	<b>6%</b>	<b>77,141.03</b>	<b>77,585.93</b>	<b>-1%</b>

### Irrigation and Raw Water Deliveries

Welby Jacob Water Users	0.00	0.00		0.00	0.00		16,199.24	14,091.90	15%
<b>Total Irrigation and Raw Water</b>	<b>0.00</b>	<b>0.00</b>		<b>0.00</b>	<b>0.00</b>		<b>16,199.24</b>	<b>14,091.90</b>	<b>15%</b>
<b>Total Deliveries</b>	<b>4,195.55</b>	<b>4,524.82</b>	<b>-7%</b>	<b>9,341.56</b>	<b>8,779.20</b>	<b>6%</b>	<b>93,340.27</b>	<b>91,677.82</b>	<b>2%</b>

<sup>1</sup> The City of South Salt Lake contract is based on a fiscal year. All other contracts are based on a calendar year.

<sup>2</sup> Retail deliveries are finalized after billing. Preliminary estimates using AMI data are made for the month previous to today.

<sup>3</sup> Contract amount is minimum purchase plus remediated water.

<sup>4</sup> Water treated and transported for MWDSLS by JVVCD is delivered to Salt Lake City at 2100 South.

<sup>5</sup> District Use (Non-revenue) includes water consumed in breaks, reservoir washing, fires, irrigation and facility potable water.

<sup>6</sup> Willow Creek Country Club average annual usage is estimated at 350 acre-feet.

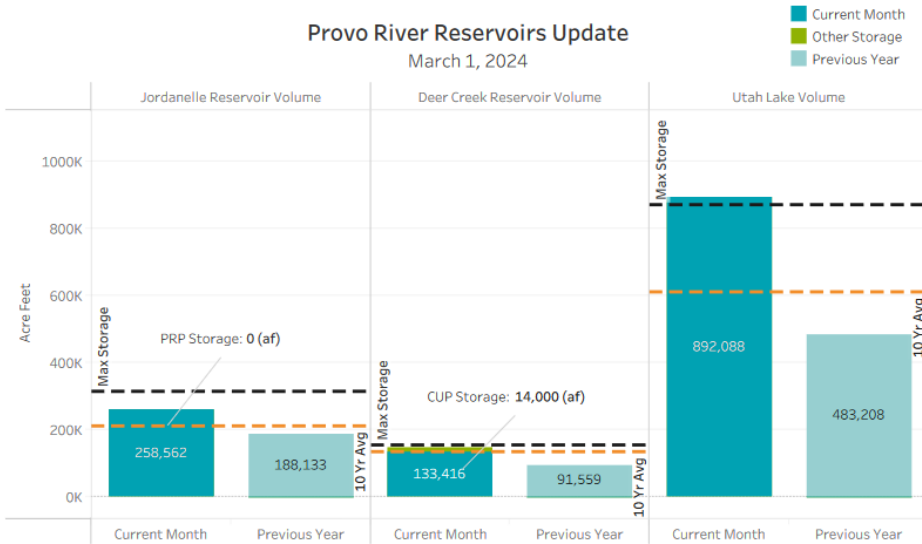


# Jordan Valley Water Conservancy Update - March 2024

## Jordan Valley Water Conservancy District

### Provo River Reservoirs Update

March 1, 2024

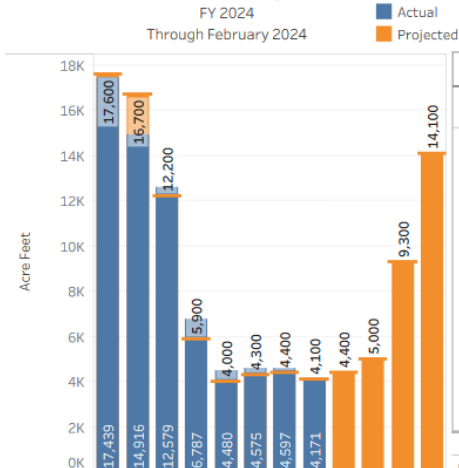


10 Yr Avg for Jordanelle Reservoir may not include all ten years. The available data for Jordanelle Reservoir begins with April, 2014.

### Wholesale + Retail Actual & Projected Deliveries

FY 2024

Through February 2024



### Water Outlook Update

(Provo River - Utah Lake - Jordan River)

March 4, 2024

BASIN		SNOW WATER EQUIVALENT			TOTAL PRECIPITATION		
Site Name	Elev (ft)	Current	Median	% of Median	Current	Avg	% of Avg
Beaver Divide	8,280	12.4	9.3	133%	16.2	12.8	127%
Brighton	8,766	21.2	17.7	120%	24.5	20.6	119%
Cascade Mountain	7,774	20.0	14.4	139%	23.4	16.4	143%
Clear Creek #1	8,975	17.5	13.2	133%	17.8	15.6	114%
Clear Creek #2	7,837	12.6	9.4	134%	15.3	11.8	130%
Daniels-Strawberry	8,008	17.8	12.4	144%	17.1	14.2	120%
Dry Fork	7,093	15.5	12.2	127%	18.6	15.8	118%
Lookout Peak	8,161	28.2	22.8	124%	30.3	25.2	120%
Louis Meadow	6,700	21.5	15.8	136%	26.0	18.3	142%
Mill-D North	8,963	26.7	20.3	132%	26.4	20.2	131%
Parleys Summit	7,585	16.3	13.2	123%	21.7	17.8	122%
Payson R.S.	8,044	15.3	12.6	121%	14.6	12.5	117%
Snowbird	9,177	37.6	28.1	134%	33.8	29.4	115%
Timpanogos Divide	8,140	18.2	15.6	117%	21.8	18.6	117%
Trial Lake	9,992	22.0	18.1	122%	21.9	18.0	122%
Basin Index (%)		129%			123%		

-M = Missing Data

\* = Analysis may not provide a valid measure of conditions

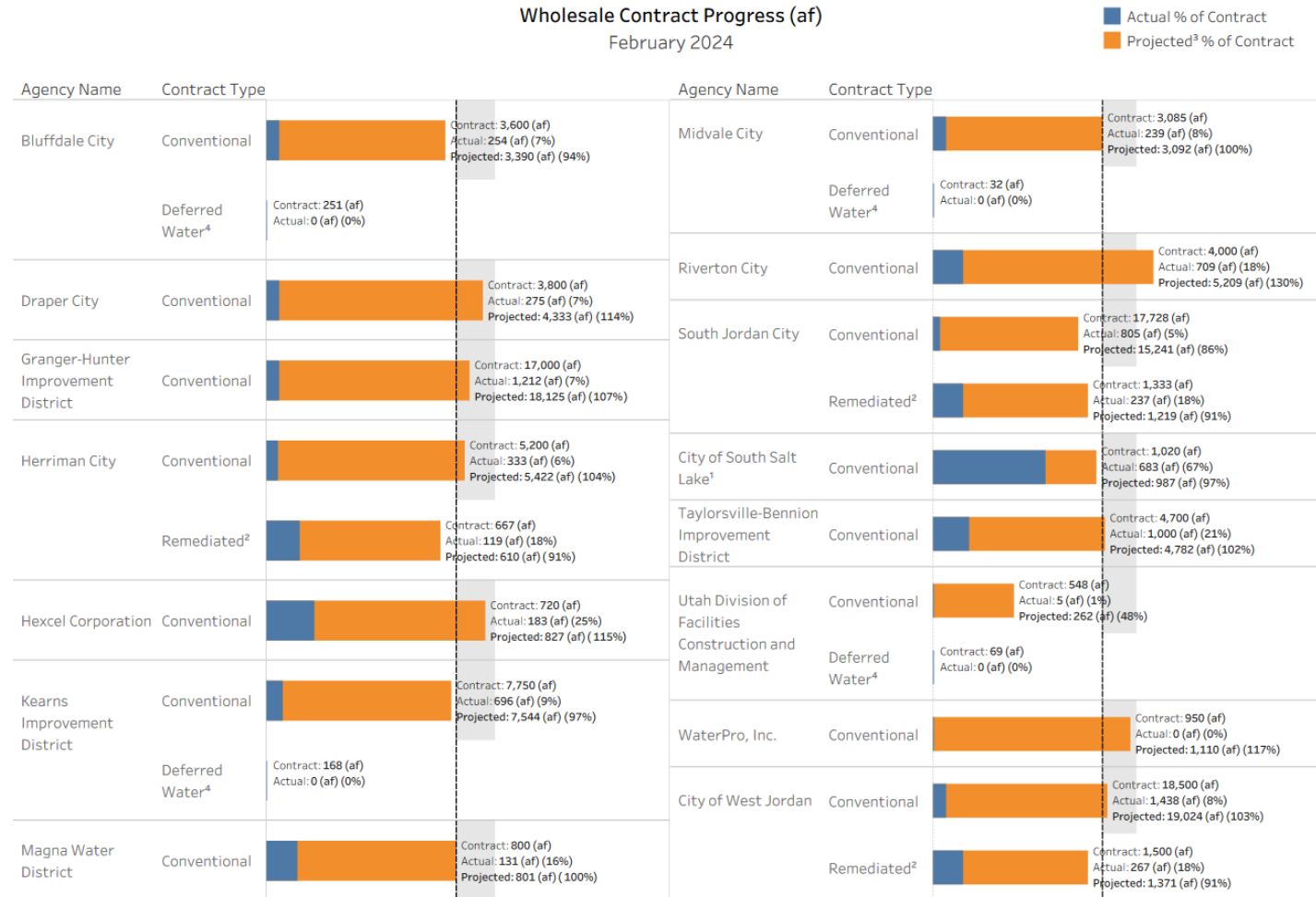
R = Rough, <10 years of data available

C = Conditional, only 10-19 years

## Jordan Valley Water Conservancy District

### Wholesale Contract Progress (af)

February 2024



<sup>1</sup>All contracts are on a calendar year except for City of South Salt Lake which is on a fiscal year.

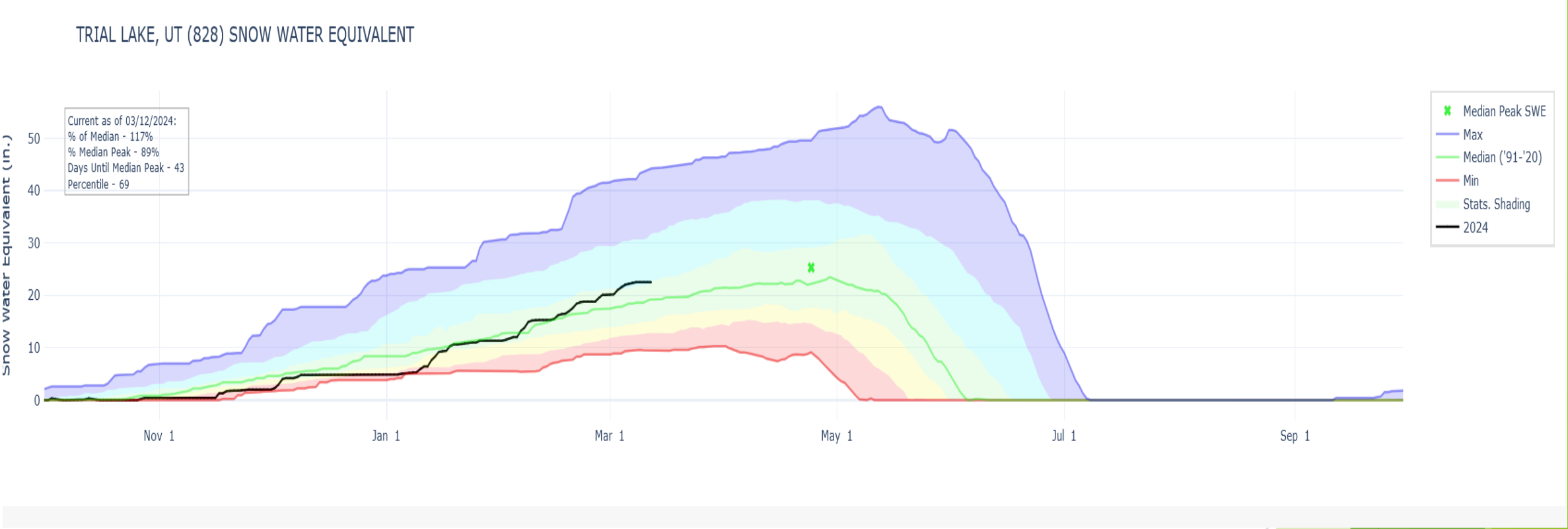
<sup>2</sup>Remediated water is credited first as it becomes available.

<sup>3</sup>Projected deliveries are calculated as an average monthly delivery over the previous three years for months left in the contract year.

<sup>4</sup>Non-delivered portion of minimum purchase contract that may be deferred to future years as outlined in Section 1.8 of the Rules and Regulations for Wholesale Water Service.



# Jordan Valley Water Conservancy Update - March 2024



# Jordan Valley Water Conservancy Update - March 2024

## JORDAN VALLEY WATER CONSERVANCY DISTRICT

### APPENDIX A

#### CATEGORIES AND PRIORITIES OF WATER PURCHASE AGREEMENTS

Note:

1. All Category Block 1 agreements are applicable to water deliveries to lands that were within the boundaries of JVWCD, or within the boundaries of a Member Agency as of January 15, 2019 (see Appendix C, JVWCD Resolution 19-26).
2. All Category Block 2 agreements are applicable to water deliveries to lands that were annexed into JVWCD boundaries and Member Agency boundaries after January 15, 2019 (see Appendix C, JVWCD Resolution 19-26).
3. All Category X agreements are applicable to water deliveries to lands outside JVWCD boundaries.
4. All price structures may be subject to a drought surcharge during periods when the Board has adopted a water supply restriction level in accordance with the District's Drought Contingency Plan. The drought surcharge varies depending on the applicable water supply restriction level and the agreement category.

AGREEMENT CATEGORY	DESCRIPTION	PRIORITY <sup>(a)</sup>	PRIORITY INCLUDES		PRICE STRUCTURE
			WATER SUPPLY	CAPACITY <sup>(b)(c)</sup>	
Block 1 (A)	Up to 100% of the minimum amount of water and capacity taken under a wholesale take-or-pay agreement with a perpetual term.	1	Yes	Yes	In accordance with annual wholesale water rate study, conducted according to the AWWA "base-extra capacity" method, as interpreted and implemented by the District.
Block 1 (Retail)	All water delivered under retail service agreements to individual retail customers.	1	Yes	Yes	In accordance with annual retail water rate study.
Block 1 (B)	Up to 100% of the minimum amount of water and capacity under a wholesale take-or-pay agreement with a fixed term and price formula subject to an annual water rate study under the AWWA base-extra capacity method (Hexcel agreement).	1	Yes	Yes	In accordance with annual wholesale water rate study, conducted according to the AWWA "base-extra capacity" method, as interpreted and implemented by the District.
Block 1 (C)	Water delivered under a perpetual water purchase agreement with an agency which originally transferred a water right and water supply asset to JVWCD. (Willow Creek Country Club agreement. Peak capacity is limited to the yield of that water supply/water right asset, the 2350 East Creek Road well.)	1	Yes	Yes	As set forth in the Willow Creek Country Club agreement and subsequent court order.
Block 1 (D)	From 100% to 120% of the minimum amount named in Agreement Category Block 1 (A and B).	2	Yes	Yes	In accordance with annual wholesale water rate study, conducted according to the AWWA "base-extra capacity" method, as interpreted and implemented by the District.

# Jordan Valley Water Conservancy Update - March 2024


AGREEMENT CATEGORY	DESCRIPTION	PRIORITY <sup>(a)</sup>	PRIORITY INCLUDES		PRICE STRUCTURE
			WATER SUPPLY	CAPACITY <sup>(b)(c)</sup>	
Block 1 (E)	Above 120% of the minimum amount named in Block 1 agreements.	3	Yes	Yes	Prior to January 1, 2021, the price structure is the same as Agreement Category Block 1 (A, B, and D). Beginning January 1, 2021, the price structure will be the supply and treatment costs of the Central Water Project, combined with the applicable conveyance, storage, distribution, capital, conservation, and other unbundled unit costs. These costs will be updated in accordance with the annual wholesale water rate study, conducted according to the AWWA "base-extra capacity" method, as interpreted and implemented by the District. This price structure corresponds to the Block 2 price structure.
Block 1 (F)	Water delivered to lands within JWCD boundaries pursuant to a stand-by water purchase agreement with no minimum purchase requirement for a fixed term.	4	Yes	No	As set forth in the agreement.
Block 1 (G)	Water delivered with no agreement, but to lands within JWCD boundaries.	5	No	No	The supply and treatment costs of the Central Water Project combined with the applicable conveyance, storage, distribution, capital, conservation, and other unbundled unit costs + any pumping costs incurred + 10%. These costs will be updated in accordance with the annual wholesale water rate study, conducted according to the AWWA "base-extra capacity" method, as interpreted and implemented by the District.
Block 2	Water delivered under a wholesale water purchase take-or-pay agreement with a perpetual term to lands which are subject to the water availability fee per JWCD Resolution 19-26.	1	Yes	Yes	The supply and treatment costs of the Central Water Project combined with the applicable conveyance, storage, distribution, capital, conservation, and other unbundled unit costs. These costs will be updated in accordance with the annual wholesale water rate study, conducted according to the AWWA "base-extra capacity" method, as interpreted and implemented by the District.
X1	Water delivered with an agreement to lands outside JWCD boundaries. This type of agreement will be available only for a short, fixed term.	5	Yes	No	As set forth in the agreement.
X2	Water delivered without a written purchase agreement to lands outside JWCD boundaries. This will be for emergency use only, if available.	6	No	No	The cost of the most recently completed water supply project (supply and treatment) combined with the applicable conveyance, storage, distribution, capital, conservation, and other unbundled unit costs (JWCD highest quarter average wholesale rate + any pumping cost incurred + fee in lieu of tax) + 10%.

A-2

AGREEMENT CATEGORY	DESCRIPTION	PRIORITY <sup>(a)</sup>	PRIORITY INCLUDES		PRICE STRUCTURE
			WATER SUPPLY	CAPACITY <sup>(b)(c)</sup>	
<sup>(a)</sup> Priorities are in descending order. For example, priority #1 agreements will have their water supply and delivery capacity met (up to the agreement amounts) before priority #2 agreements in times of supply or capacity shortages.					
<sup>(b)</sup> Capacity limited to that defined in agreement, when defined.					
<sup>(c)</sup> Capacity shortages could result from system-wide or localized limits in peak source capacity or infrastructure.					



# CENTRAL VALLEY WATER RECLAMATION FACILITY UPDATE





Central Valley Water Reclamation Facility  
Monthly Cost Summary  
February 29, 2024

Description	Monthly Costs	O & M Monthly		
		Member Entity	Capital %	Pretreatment %
Facility Operation	1,782,660	Cottonwood	15.0605%	15.3133%
Pretreatment Field	103,696	Mt Olympus	25.3879%	25.3806%
Entity Lab Work	3,868	Granger-Hunter	26.0471%	26.5960%
Net Lab Costs	132,616	Kearns	11.1549%	11.2177%
Bond Trust Payment	1,516,212	Murray	7.2013%	7.1977%
Bond/Cash Capital 2021C	6,404,885	South Salt Lake	4.7162%	4.5220%
Pay-as-you-go CIP	551,441	Taylorsville-Ben	10.4321%	9.7727%
	<b>10,495,378</b>		100.0000%	100.0000%

Calculation	Description	Cottonwood	Mount Olympus	Granger-Hunter	Kearns	Murray	South Salt Lake	Taylorsville-Bennion	Total
Monthly flows % (Table 3)	Facility Operation	272,984.07	452,449.80	474,116.25	199,973.45	128,310.52	80,611.89	174,214.01	1,782,659.99
Directly reimbursable costs	Pretreatment Field	3,297.53	11,541.36	43,085.69	17,586.84	7,424.63	20,479.96	279.98	103,695.99
Directly reimbursable costs	Entity Lab Work	180.00	795.00	316.00	105.00	540.00	972.00	960.00	3,868.00
Monthly flows % (Table 3)	Net Lab Costs	20,307.89	33,658.74	35,270.55	14,876.47	9,545.30	5,996.90	12,960.17	132,616.02
	Total O & M	296,769.49	498,444.90	552,788.49	232,541.76	145,820.45	108,060.75	188,414.16	2,022,840.00
	2021C Bond Entity Draws (Do not pay)	964,607.71	1,626,065.80	1,668,286.80	714,458.52	461,234.98	-	668,164.01	6,102,817.82
	Cash Entity Capital	-	-	-	-	-	302,067.19	-	302,067.19
	Monthly CIP (pay-as-you-go)	83,049.77	139,999.29	143,634.39	61,512.69	39,710.92	26,007.06	57,526.87	551,440.99
	2017 A & B Bond Trust Payments	42,788.80	-	74,003.09	41,200.00	20,459.76	13,399.35	-	191,851.00
	2019A Bond Trust Payments	49,600.03	-	85,783.26	36,737.26	23,716.45	-	-	195,837.00
	2020A Loan DS Payments	49,937.48	84,180.63	86,366.31	36,987.10	23,877.80	-	34,590.69	315,940.01
	2021A Bank of Utah	15,480.84	26,096.48	26,774.07	11,466.23	7,402.29	4,847.83	10,723.26	102,791.00
	2021B Bond Trust Payments	17,407.98	29,345.11	30,107.06	12,893.61	8,323.77	5,451.31	12,058.15	115,586.99
	2021C Bond Trust Payments	93,920.20	158,323.22	162,433.93	69,563.70	44,908.31	-	65,056.64	594,206.00
	<b>Total Entity Bill for Month</b>	<b>648,954.59</b>	<b>936,389.63</b>	<b>1,161,890.60</b>	<b>502,902.35</b>	<b>314,219.75</b>	<b>459,833.49</b>	<b>368,369.77</b>	<b>4,392,560.18</b>

Member Entity	2017A Bond %	2017B Bond %	2019A Bond %	2020A Loan %	2021A Bond %	2021B Bond %	2021C Bond %	2024A Bond %
Cottonwood	28.4026%	0.00%	25.3272%	15.8060%	15.0605%	15.0605%	15.8060%	16.9514%
Mt Olympus	0.00%	0.00%	0.0000%	26.6445%	25.3879%	25.3879%	26.6445%	28.5755%
Granger-Hunter	49.1222%	0.00%	43.8034%	27.3363%	26.0471%	26.0471%	27.3363%	29.3174%
Kearns	0.00%	100.00%	18.7591%	11.7070%	11.1549%	11.1549%	11.7070%	8.1055%
Murray	13.5809%	0.00%	12.1103%	7.5577%	7.2013%	7.2013%	7.5577%	5.3083%
South Salt Lake	8.8943%	0.00%	0.0000%	0.0000%	4.7162%	4.7162%	0.0000%	0.0000%
Taylorsville-Ben	0.00%	0.00%	0.0000%	10.9485%	10.4321%	10.4321%	10.9485%	11.7419%
	100.0000%	100.00%	100.0000%	100.0000%	100.0000%	100.0000%	100.0000%	100.0000%

Table 3

Feb 2023 thru Jan 2024

Summary of Loadings to Central Valley Plant  
Based on Data from Previous 12 Months

ENTITY	FLOW MGD	BOD mg/L	BOD Lbs/day	TSS mg/L	TSS Lbs/day
COTTONWOOD	6.62	255.01	14071.55	244.66	13500.02
MOUNT OLYMPUS	14.17	199.39	23563.39	163.68	19343.43
GRANGER-HUNTER	13.78	239.24	27497.42	169.58	19490.88
KEARNS	3.33	436.49	12139.79	363.66	10114.26
MURRAY	3.63	236.09	7139.03	183.73	5555.83
SOUTH SALT LAKE	2.33	259.93	5052.36	159.05	3091.55
TAYLORSVILLE-BENNION	4.20	285.66	10011.82	228.09	7994.19
TOTALS	48.06	248.17	99475.36	197.31	79090.17

Table 5

Feb 2023 thru Jan 2024

Entities Share of O&M Cost

ENTITY	% Based on Flow %	% Based on BOD %	% Based on TSS %	Total % of O&M Cost %
COTTONWOOD	3.24	4.74	7.34	15.3133
MOUNT OLYMPUS	6.93	7.94	10.51	25.3806
GRANGER-HUNTER	6.74	9.26	10.59	26.5960
KEARNS	1.63	4.09	5.50	11.2177
MURRAY	1.77	2.41	3.02	7.1977
SOUTH SALT LAKE	1.14	1.70	1.68	4.5220
TAYLORSVILLE-BENNION	2.05	3.37	4.35	9.7727
TOTALS	23.50	33.51	42.99	100.00





# WEST VALLEY CITY UPDATE



# West Valley City Update

WHEN RECORDED RETURN TO:  
West Valley City Recorder  
3600 South Constitution Blvd.  
West Valley City, Utah 84119

Space above for County Recorder's use  
PARCEL # 15-22-151-010

## STORM DRAINAGE EASEMENT


**Granger-Hunter Improvement District, a body politic and political subdivision of the State of Utah,** GRANTOR, hereby grants to West Valley City, a municipal corporation of the State of Utah, whose principal place of business is located at 3600 South Constitution Boulevard, West Valley City, Utah 84119, and to any and all public utility companies, GRANTEES for good and valuable consideration, receipt of which is hereby acknowledged, a perpetual non-exclusive Storm Drain Easement for the installation, operation, maintenance, enlargement, inspection and replacement of storm drain piping and related facilities, on, over, under, and across real properties located in West Valley City, Salt Lake County, State of Utah, said easement being more particularly described as follows:

Beginning at a point on the west boundary of Grantor's property, said point being North 0°02'35" East 200.70 feet along the Quarter Section Line and West 2540.83 feet from the Center of Section 22, Township 1 South, Range 1 West, Salt Lake Base and Meridian, said point also being on the east boundary of the Decker Lake Subdivision, according to the official plat thereof recorded in Book 2019P at Page 228, in the office of the Salt Lake County Recorder, and running thence North 00°00'00" West 16.68 feet along the west boundary of Grantor's property and the east boundary of said subdivision; thence North 64°05'28" East 178.74 feet; thence South 54°31'06" East 29.93 feet to a point on the southerly boundary of Grantor's property; thence South 63°50'00" West 17.04 feet along said southerly boundary; thence North 54°31'06" West 12.93 feet; thence South 64°05'28" West 177.12 feet to the POINT OF BEGINNING. Encompassing 2,291 square feet.

Together with all rights of ingress and egress necessary or convenient for the full and complete use, occupation, and enjoyment of the easement hereby granted, and all rights and privileges incident thereto.

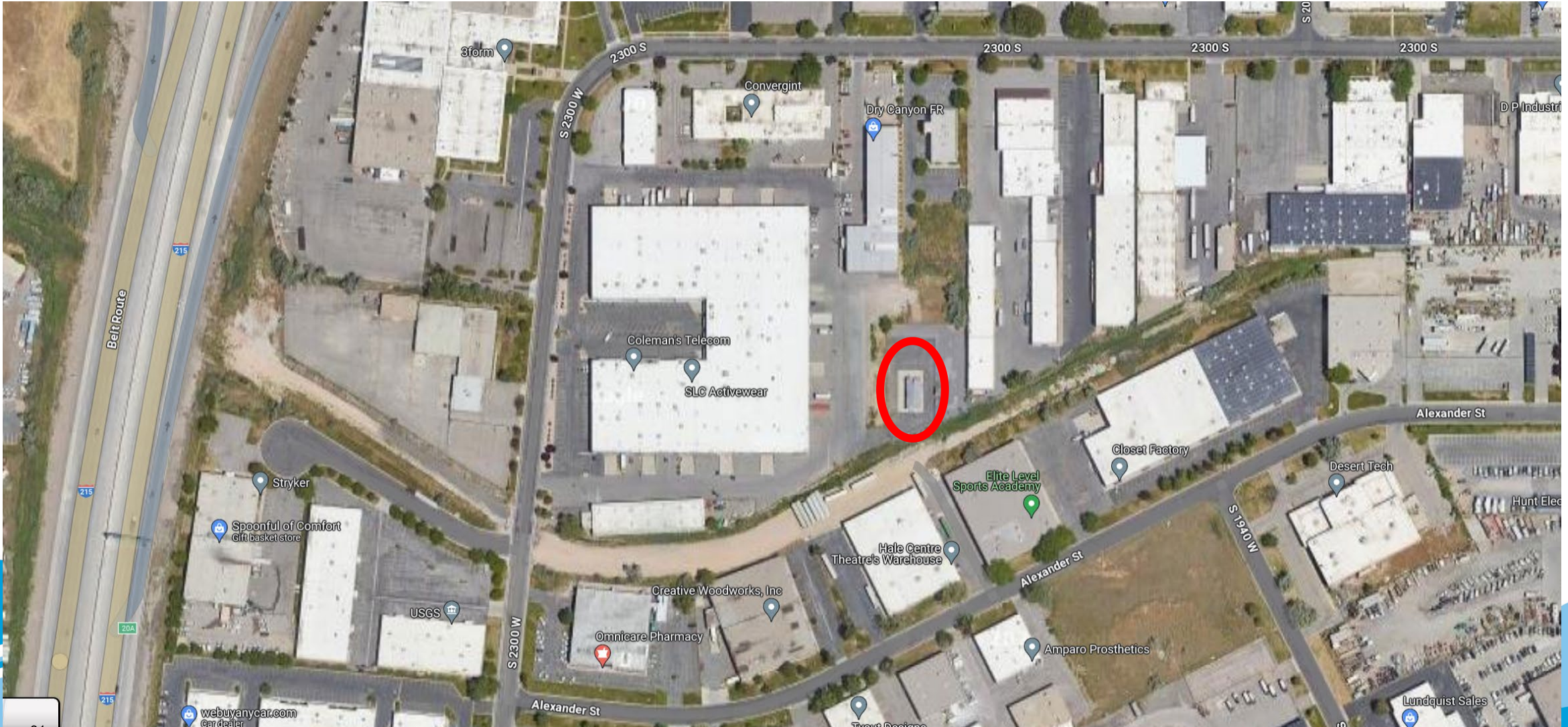
WITNESSED the hand of said GRANTOR this 4<sup>th</sup> day of March, 2024.

GRANTOR  
Granger-Hunter Improvement District

  
Jason Helm, General Manager

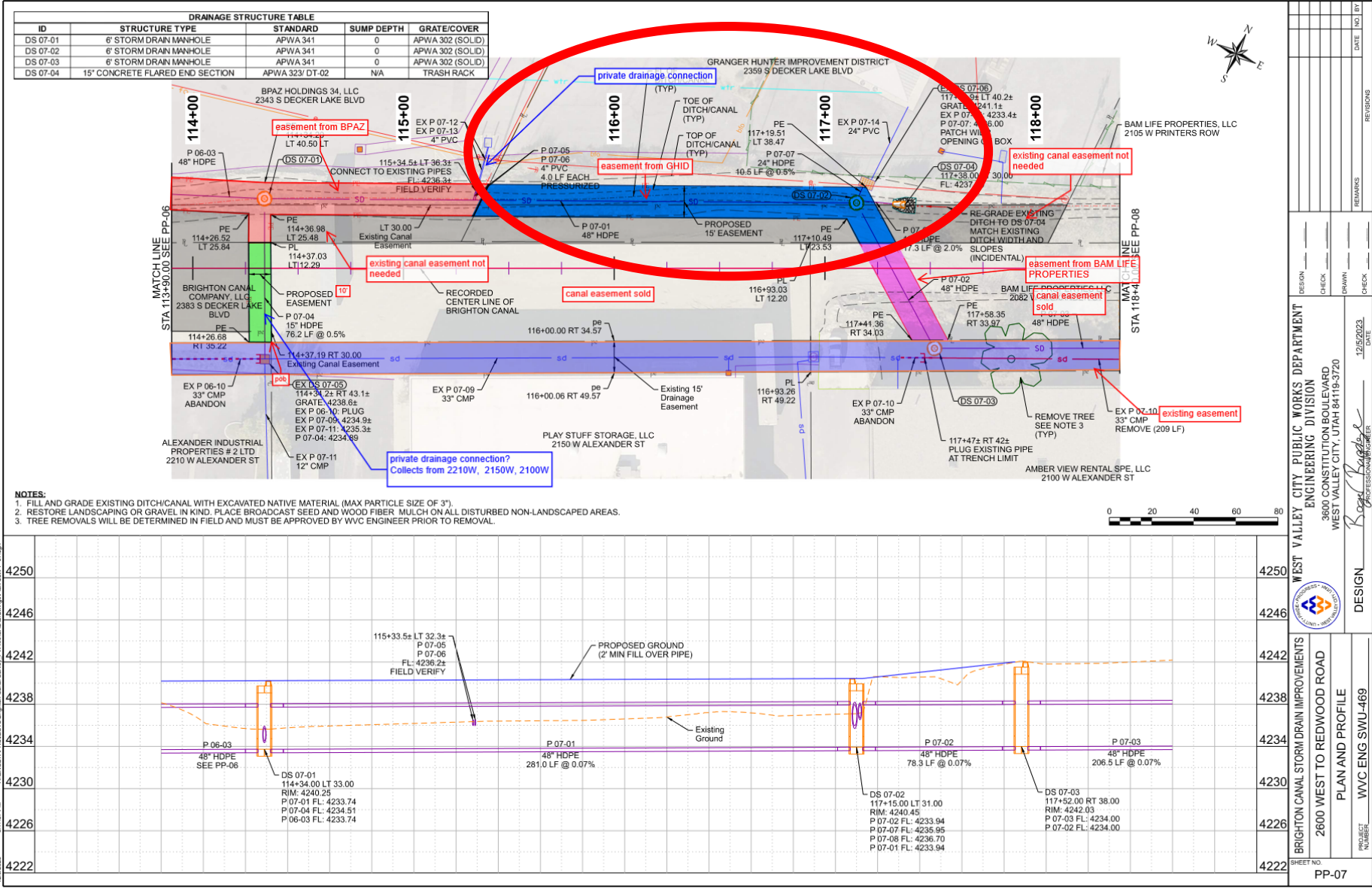


# West Valley City Update





# West Valley City Update





# OUR OPERATIONS

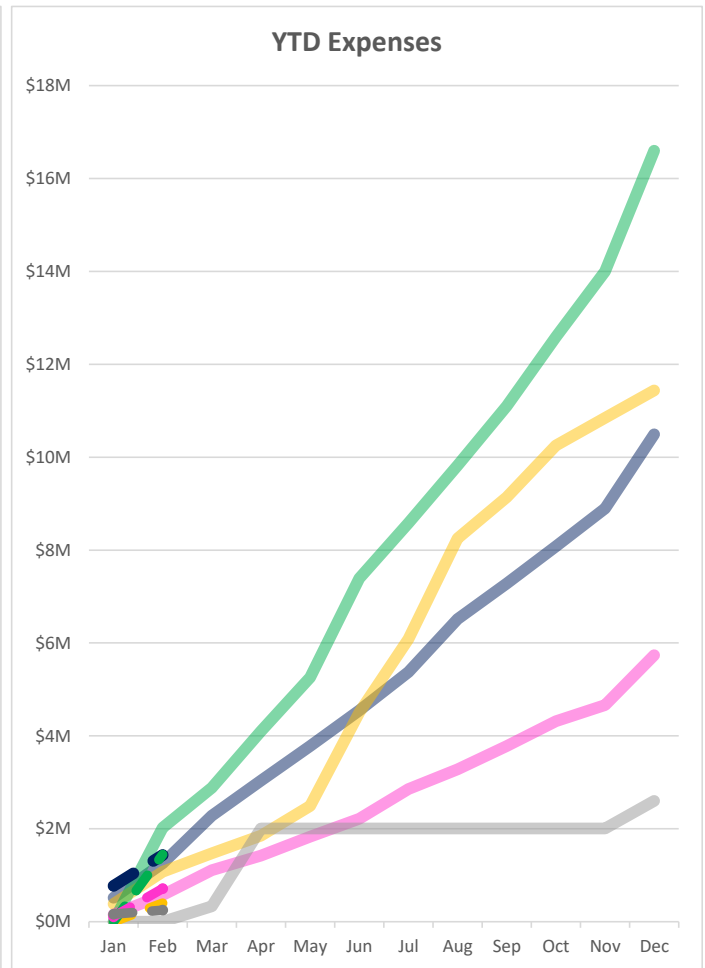
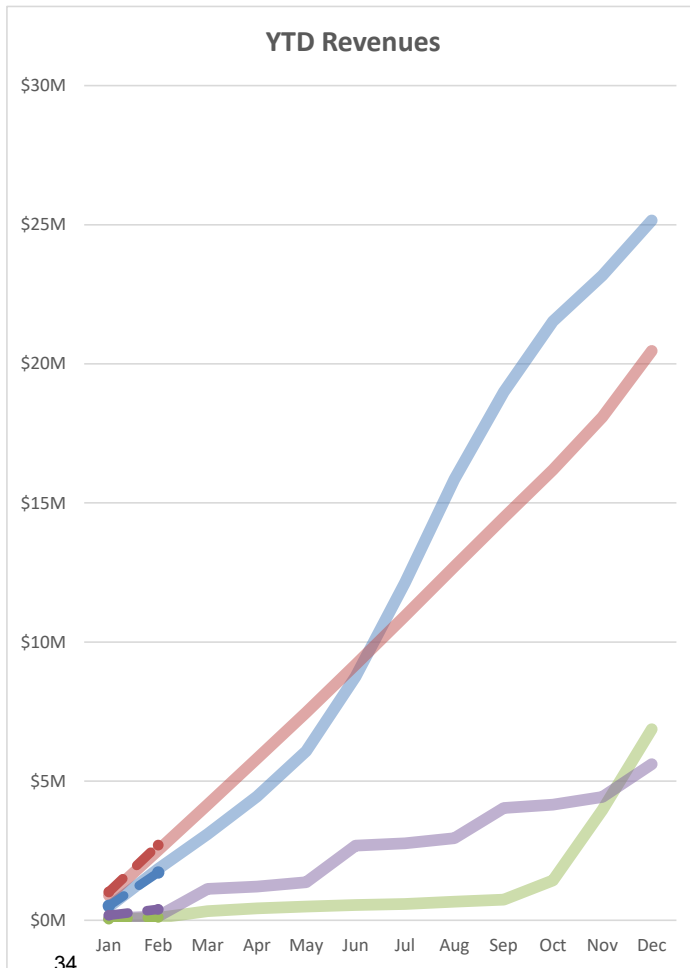
- February Financial Report
- February Paid Invoice Report
- Administrative Services Update
- Water Maintenance Update
- Wastewater Maintenance Update
- Water Supply Report
- Operations Update
- Capital Projects Update
- Engineering Department Update





## UNAUDITED STATEMENT

	Key	Feb 2024	YTD 2024	Budget 2024	% of Budget
<b>REVENUES</b>					
Water Sales		\$ 1,197,090	\$ 1,717,758	\$ 25,154,000	6.8%
Sewer Service Charges		1,685,746	2,706,201	20,464,000	13.2%
Property Taxes		60,810	103,368	6,868,000	1.5%
Other		214,322	393,951	5,611,894	7.0%
<b>Total Revenue</b>		<u>3,157,968</u>	<u>4,921,278</u>	<u>58,097,894</u>	<u>8.5%</u>
<b>EXPENSES</b>					
Payroll and Benefits		664,205	1,435,245	10,492,765	13.7%
Water Purchases		400,254	400,254	11,437,138	3.5%
Central Valley		1,446,853	1,446,853	16,598,051	8.7%
O&M & Admin		605,925	714,000	5,928,664	12.0%
Debt Service		1,080,054	1,569,454	3,503,515	44.8%
<b>Total Expenses</b>		<u>4,197,291</u>	<u>5,565,806</u>	<u>47,960,133</u>	<u>11.6%</u>
<b>CAPITAL</b>					
Infrastructure		921,375	957,085	27,598,500	3.5%
Vehicles & Equipment		-	-	1,426,000	0.0%
<b>Total Capital</b>		<u>921,375</u>	<u>957,085</u>	<u>29,024,500</u>	<u>3.3%</u>
<b>NET REVENUES</b>		<u>\$ (1,960,698)</u>	<u>\$ (1,601,613)</u>	<u>\$ (18,886,739)</u>	<u>8.5%</u>
Add back Infrastructure		921,375	957,085	27,598,500	3.5%
Add Noncash OPEB Accrual		-	-	433,000	0.0%
<b>ADJ NET REVENUES</b>		<u>\$ (1,039,323)</u>	<u>\$ (644,528)</u>	<u>\$ 9,144,761</u>	<u>-7.0%</u>





## REVENUES - UNAUDITED

	Feb 2023	YTD 2023	Amended Budget 2023	% of Budget	Feb 2024	YTD 2024	Budget 2024	% of Budget
<b>REVENUES</b>								
<b>Operating Revenues:</b>								
Water Sales	\$ 1,103,425	\$ 1,544,466	\$ 22,073,000	7.0%	\$ 1,197,090	\$ 1,717,758	\$ 25,154,000	6.8%
Sewer Service Charges	1,093,765	1,512,671	13,439,000	11.3%	1,157,975	1,649,361	14,254,000	11.6%
Central Valley Assessmt	524,036	1,048,075	6,210,000	16.9%	527,771	1,056,840	6,210,000	17.0%
Engineering Fees	2,725	9,400	125,000	7.5%	(100)	1,450	125,000	1.2%
Connection fees	1,419	2,843	82,000	3.5%	862	6,358	82,000	7.8%
Inspection	5,291	9,357	85,000	11.0%	5,100	8,850	85,000	10.4%
Delinquent/Turn-on Fees	6,525	14,155	60,000	23.6%	920	4,965	60,000	8.3%
Grant/Loan Forgive Revenue	-	-	-	0.0%	-	-	3,636,394	0.0%
Conservation Grant	331	331	51,000	0.6%	-	9,052	68,500	13.2%
Total Operating Revenue	<u>2,737,517</u>	<u>4,141,298</u>	<u>42,125,000</u>	<u>9.8%</u>	<u>2,889,618</u>	<u>4,454,634</u>	<u>49,674,894</u>	<u>9.0%</u>
<b>Property Tax Revenue:</b>								
Property Tax	14,212	27,878	5,023,740	0.6%	15,187	29,231	5,892,000	0.5%
Motor Vehicle	17,993	39,868	225,000	17.7%	18,431	40,710	285,000	14.3%
Personal Property	15,574	21,047	395,920	5.3%	6,065	7,075	430,000	1.6%
Delinquent Tax/Interest	36,813	44,610	80,000	55.8%	21,127	26,352	70,000	37.6%
Tax Increment for RDA	-	-	170,000	0.0%	-	-	191,000	0.0%
Total Property Tax Revenue	<u>84,592</u>	<u>133,403</u>	<u>5,894,660</u>	<u>2.3%</u>	<u>60,810</u>	<u>103,368</u>	<u>6,868,000</u>	<u>1.5%</u>
<b>Non-operating Revenue:</b>								
Impact Fees - Water	45,270	88,654	500,000	17.7%	(18,674)	(12,095)	500,000	-2.4%
Impact Fees - Sewer	20,835	44,274	275,000	16.1%	2,604	7,131	275,000	2.6%
Interest	67,974	155,809	200,000	77.9%	208,722	338,392	600,000	56.4%
Sale of Surplus Equipment	-	496	120,000	0.4%	3,712	4,783	55,000	8.7%
Other	1,403	1,349	125,000	1.1%	11,176	25,065	125,000	20.1%
Total Non-operating Revenue	<u>135,482</u>	<u>290,582</u>	<u>1,220,000</u>	<u>23.8%</u>	<u>207,540</u>	<u>363,276</u>	<u>1,555,000</u>	<u>23.4%</u>
<b>Total Revenues</b>	<u>\$ 2,957,591</u>	<u>\$ 4,565,283</u>	<u>\$ 49,239,660</u>	<u>9.3%</u>	<u>\$ 3,157,968</u>	<u>\$ 4,921,278</u>	<u>\$ 58,097,894</u>	<u>8.5%</u>

Percent of Year Completed: 16.67%



## EXPENSES - UNAUDITED

	Feb 2023	YTD 2023	Amended Budget 2023	% of Budget	Feb 2024	YTD 2024	Budget 2024	% of Budget
<b>EXPENSES</b>								
<b>Payroll Wages:</b>								
Salaries & Wages	\$ 408,130	828,399	\$ 5,599,352	14.8%	\$ 432,578	859,711	\$ 5,884,106	14.6%
Overtime Wages	14,321	21,534	98,000	22.0%	10,026	18,286	126,249	14.5%
On-call Pay	5,000	10,208	70,000	14.6%	7,345	14,560	105,000	13.9%
Incentive Pay	-	-	6,000	0.0%	-	-	2,800	0.0%
Vehicle Allowance	554	1,127	7,200	15.7%	554	1,108	7,200	15.4%
Clothing Allowance	-	-	21,175	0.0%	-	-	20,350	0.0%
Other/OPEB	-	-	14,000	0.0%	-	-	433,000	0.0%
<i>Total Payroll Wages</i>	<u>428,005</u>	<u>861,268</u>	<u>5,815,727</u>	<u>14.8%</u>	<u>450,503</u>	<u>893,665</u>	<u>6,578,705</u>	<u>13.6%</u>
<b>Payroll Benefits:</b>								
State Retirement Plan	70,467	143,308	988,579	14.5%	76,443	151,573	1,010,281	15.0%
401K Plan	49,438	99,437	645,031	15.4%	45,239	90,354	571,251	15.8%
Health/Dental Insurance	136,271	368,929	1,900,296	19.4%	83,057	280,558	2,148,538	13.1%
Medicare	6,095	12,254	82,508	14.9%	6,425	12,724	87,190	14.6%
Workers Compensation Ins	-	5,061	30,000	16.9%	-	-	40,000	0.0%
Life/LTD/LTC Insurance	3,336	8,870	51,300	17.3%	1,919	5,752	51,800	11.1%
State Unemployment	-	-	5,000	0.0%	619	619	5,000	12.4%
<i>Total Payroll Benefits</i>	<u>265,607</u>	<u>637,859</u>	<u>3,702,714</u>	<u>17.2%</u>	<u>213,702</u>	<u>541,580</u>	<u>3,914,060</u>	<u>13.8%</u>
<b>Operations &amp; Maintenance:</b>								
Repair & Replacement	65,939	242,048	1,329,175	18.2%	310,850	315,131	1,464,075	21.5%
Building & Grounds	11,467	21,064	142,550	14.8%	4,571	5,218	183,550	2.8%
Vehicle Maint & Fuel	14,459	17,637	226,600	7.8%	8,835	16,481	191,600	8.6%
Vehicle Lease	8,928	18,023	88,000	20.5%	5,739	11,477	50,500	22.7%
Tools & Supplies	5,267	10,088	89,400	11.3%	20,863	21,139	103,050	20.5%
Water Purchases	392,850	392,850	10,997,903	3.6%	400,254	400,254	11,437,138	3.5%
Treatment Chemicals	-	2,487	40,500	6.1%	1,189	2,560	32,000	8.0%
Water Lab Testing Fees	-	-	56,500	0.0%	7,388	10,996	72,500	15.2%
Utilities	52,617	58,909	923,900	6.4%	60,661	60,661	852,600	7.1%
<i>Total O&amp;M</i>	<u>551,527</u>	<u>763,106</u>	<u>13,894,528</u>	<u>5.5%</u>	<u>820,350</u>	<u>843,917</u>	<u>14,387,013</u>	<u>5.9%</u>
<b>CVWRF:</b>								
Facility Operations	566,599	566,599	5,882,792	9.6%	739,307	739,307	6,404,682	11.5%
Project Betterments	12,953	12,953	1,742,196	0.7%	112,066	112,066	1,958,901	5.7%
Pre-treatment Field	32,242	32,242	343,127	9.4%	33,510	33,510	331,699	10.1%
Laboratory	22,599	22,599	290,957	7.8%	29,614	29,614	344,578	8.6%
CVW Debt Service	487,007	487,007	6,008,764	8.1%	532,356	532,356	7,558,191	7.0%
<i>Total CVWRF</i>	<u>\$ 1,121,400</u>	<u>1,121,400</u>	<u>\$ 14,267,836</u>	<u>7.9%</u>	<u>\$ 1,446,853</u>	<u>1,446,853</u>	<u>\$ 16,598,051</u>	<u>8.7%</u>






EXPENSES - UNAUDITED

	Feb 2023	YTD 2023	Budget 2023	% of Budget	Feb 2024	YTD 2024	Budget 2024	% of Budget
<b>General &amp; Administrative:</b>								
Office Supplies/Printing	\$ 3,302	4,205	\$ 24,470	17.2%	\$ 1,157	1,157	\$ 19,700	5.9%
Postage & Mailing	870	13,084	167,500	7.8%	13,733	13,733	172,450	8.0%
General Administrative	1,656	14,237	66,982	21.3%	2,192	4,096	74,672	5.5%
General Administrative-Elections	-	-	75,000	0.0%	-	-	-	0.0%
General Administrative-TNT	-	-	15,000	0.0%	-	-	15,000	0.0%
Computer Supplies	56,101	139,425	464,271	30.0%	63,020	110,030	515,735	21.3%
General Insurance	1,031	102,533	480,273	21.3%	-	-	492,637	0.0%
Utilities	11,921	19,762	87,288	22.6%	19,257	19,257	91,500	21.0%
Telephone	7,434	12,097	134,300	9.0%	7,967	12,353	152,500	8.1%
Training & Education	3,639	12,825	100,700	12.7%	7,746	9,321	103,750	9.0%
Safety	2,352	4,604	68,025	6.8%	1,885	3,012	72,525	4.2%
Legal fees	1,394	1,394	48,000	2.9%	7,427	7,427	48,000	15.5%
Auditing Fees	-	-	12,000	0.0%	-	-	12,000	0.0%
Professional Consulting	1,820	11,976	179,296	6.7%	22,837	22,837	231,760	9.9%
Public Relations/Conservation	-	1,540	87,500	1.8%	-	-	92,500	0.0%
Banking & Bonding	27,770	55,060	353,580	15.6%	28,594	57,100	381,060	15.0%
Payments to Other Gov't Agencies	14,797	21,450	155,000	13.8%	10,014	10,014	132,000	7.6%
Admin Contingency	-	-	180,000	0.0%	-	-	180,000	0.0%
<i>Total General Administrative</i>	<u>134,087</u>	<u>414,192</u>	<u>2,699,185</u>	<u>15.3%</u>	<u>185,829</u>	<u>270,337</u>	<u>2,787,789</u>	<u>9.7%</u>
<b>Total Operating Expenses</b>	<u>2,500,626</u>	<u>3,797,825</u>	<u>40,379,990</u>	<u>9.4%</u>	<u>3,117,237</u>	<u>3,996,352</u>	<u>44,265,618</u>	<u>9.0%</u>
<b>Net Operating Revenues</b>	<u>456,965</u>	<u>767,458</u>	<u>8,859,670</u>	<u>8.7%</u>	<u>40,731</u>	<u>924,926</u>	<u>13,832,276</u>	<u>6.7%</u>
<b>Indirect Operating Expenses:</b>								
Depreciation	-	-	8,500,000	0.0%	-	-	8,500,000	0.0%
RDA Pass-Through	-	-	170,000	0.0%	-	-	191,000	0.0%
<i>Total Indirect Operating Exp</i>	<u>-</u>	<u>-</u>	<u>8,670,000</u>	<u>0.0%</u>	<u>-</u>	<u>-</u>	<u>8,691,000</u>	<u>0.0%</u>
<b>Capital</b>								
Infrastructure	573,872	574,428	43,872,000	1.3%	921,375	957,085	27,598,500	3.5%
Vehicles & Equipment	68,091	111,614	1,498,150	7.5%	-	-	1,426,000	0.0%
<i>Total Equipment</i>	<u>641,963</u>	<u>686,042</u>	<u>45,370,150</u>	<u>1.5%</u>	<u>921,375</u>	<u>957,085</u>	<u>29,024,500</u>	<u>3.3%</u>
<b>Debt Service:</b>								
Bond Interest and Fees	-	8,673	1,725,538	0.5%	84,054	247,454	1,391,515	17.8%
Bond Principal Pmt ('21 Bond)	-	323,000	323,000	100.0%	-	326,000	326,000	100.0%
Bond Principal Pmt ('19 Bond)	-	-	886,000	0.0%	996,000	996,000	996,000	100.0%
Bond Principal Pmt ('23A Bond)	-	-	-	0.0%	-	-	-	0.0%
Bond Principal Pmt ('23B Bond)	-	-	-	0.0%	-	-	790,000	0.0%
<i>Total Debt Service</i>	<u>-</u>	<u>331,673</u>	<u>2,934,538</u>	<u>11.3%</u>	<u>1,080,054</u>	<u>1,569,454</u>	<u>3,503,515</u>	<u>44.8%</u>
<b>Total Equip &amp; Debt Service</b>	<u>641,963</u>	<u>1,017,715</u>	<u>48,304,688</u>	<u>2.1%</u>	<u>2,001,429</u>	<u>2,526,539</u>	<u>32,528,015</u>	<u>7.8%</u>
<b>Net Revenues</b>	<u>(184,998)</u>	<u>(250,257)</u>	<u>(48,115,018)</u>	<u>0.5%</u>	<u>(1,960,698)</u>	<u>(1,601,613)</u>	<u>(27,386,739)</u>	<u>5.8%</u>
Add back Depreciation	-	-	8,500,000	0.0%	-	-	8,500,000	0.0%
Add back Infrastructure	573,872	574,428	43,872,000	1.3%	921,375	957,085	27,598,500	3.5%
Add Noncash OPEB Accrual	-	-	14,000	0.0%	-	-	433,000	0.0%
<b>Adjusted Net Revenues</b>	<u>\$ 388,874</u>	<u>324,171</u>	<u>\$ 4,270,982</u>	<u>7.6%</u>	<u>\$ (1,039,323)</u>	<u>(644,528)</u>	<u>\$ 9,144,761</u>	<u>-7.0%</u>



# FEBRUARY PAID INVOICE REPORT





Granger-Hunter Improvement District, UT

**Paid Check Report**  
**By Vendor Name**  
Payment Dates 2/1/2024 - 2/29/2024

Vendor Name	Payment Date	Payment Number	Description (Item)	Account Number	Account Name	Amount
Vendor: 1064 - ACE RECYCLING & DISPOSAL						
ACE RECYCLING & DISPOSAL	02/14/2024	127860	FEB 2024 RECYCLING	01-130-510220	BUILDINGS & GROUNDS - CU...	219.35
Vendor 1064 - ACE RECYCLING & DISPOSAL Total:						219.35
Vendor: 5305 - ACHIEVE CONTRACTING, LLC						
ACHIEVE CONTRACTING, LLC	02/05/2024	127803	RETENTION/23:E - PMT NO 1	01-000-210110	RETAINAGE	-2,780.14
ACHIEVE CONTRACTING, LLC	02/05/2024	127803	PMT 1/23E:Builidng A B & C ...	01-340-520920	INFRASTRUCTURE PURCHAS...	51,601.80
ACHIEVE CONTRACTING, LLC	02/05/2024	127803	PMT 1/23E:Builidng A B & C ...	01-340-520920	INFRASTRUCTURE PURCHAS...	3,601.00
ACHIEVE CONTRACTING, LLC	02/05/2024	127803	PMT 1/23E:Builidng A B & C ...	01-340-520920	INFRASTRUCTURE PURCHAS...	400.00
ACHIEVE CONTRACTING, LLC	02/28/2024	127944	BUILDING B CHANGE ORDER	01-340-520920	INFRASTRUCTURE PURCHAS...	2,521.43
ACHIEVE CONTRACTING, LLC	02/28/2024	127944	BUILDING C CHANGE ORDER	01-340-520920	INFRASTRUCTURE PURCHAS...	2,521.43
ACHIEVE CONTRACTING, LLC	02/28/2024	127944	BUILDING A CHANGE ORDER	01-340-520920	INFRASTRUCTURE PURCHAS...	3,521.44
ACHIEVE CONTRACTING, LLC	02/28/2024	127944	BUILDING A CONSTRUCTION ...	01-340-520920	INFRASTRUCTURE PURCHAS...	69,701.70
ACHIEVE CONTRACTING, LLC	02/28/2024	127944	BUILDING B CONSTRUCTION ...	01-340-520920	INFRASTRUCTURE PURCHAS...	400.00
ACHIEVE CONTRACTING, LLC	02/28/2024	127944	RETENTION/23:E - PMT NO 2 ...	01-000-210110	RETAINAGE	-3,933.30
Vendor 5305 - ACHIEVE CONTRACTING, LLC Total:						127,555.36
Vendor: 1106 - AFLAC GROUP INSURANCE						
Proj 23E Bldg A,B,C remodel						
AFLAC GROUP INSURANCE	02/05/2024	127790	AFLAC GROUP INS AFTER TAX	01-000-220500	HEALTH INSURANCE PAYABLE	28.73
AFLAC GROUP INSURANCE	02/05/2024	127790	AFLAC GROUP INS PRE TAX	01-000-220500	HEALTH INSURANCE PAYABLE	39.91
AFLAC GROUP INSURANCE	02/05/2024	127790	AFLAC GROUP INS AFTER TAX	01-000-220500	HEALTH INSURANCE PAYABLE	28.73
AFLAC GROUP INSURANCE	02/05/2024	127790	AFLAC GROUP INS PRE TAX	01-000-220500	HEALTH INSURANCE PAYABLE	39.91
Vendor 1106 - AFLAC GROUP INSURANCE Total:						137.28
Vendor: 1142 - ALLIANZ CONSULTING SOLUTIONS, LLC						
ALLIANZ CONSULTING SOLUT...	02/05/2024	127791	DEC 23 CC FEE REDUC SRVCS	01-110-510540	BANKING & BONDING EXPEN...	378.46
Vendor 1142 - ALLIANZ CONSULTING SOLUTIONS, LLC Total:						378.46
Vendor: 5164 - ALLRED, LEVI						
ALLRED, LEVI	02/08/2024	10249	2024 BOOT REIMBURSEMENT	01-210-510490	SAFETY EXPENSE	150.00
Vendor 5164 - ALLRED, LEVI Total:						150.00
Vendor: 1160 - ALPINE SUPPLY						
ALPINE SUPPLY	02/07/2024	127844	All thread bolts and nuts 3/4" ..	01-340-520920	INFRASTRUCTURE PURCHAS...	227.42
ALPINE SUPPLY	02/20/2024	127904	All thread bolts and nuts 3/4" ..	01-340-520920	INFRASTRUCTURE PURCHAS...	332.80
Vendor 1160 - ALPINE SUPPLY Total:						560.22
Vendor: 1210 - AMERICAN EXPRESS						
AMERICAN EXPRESS	02/07/2024	127845	JAN 2024 PURCHASES	01-000-210150	AMEX/MC PAYABLE	Magna Wtr \$ 6,927.18 21,439.92
AMERICAN EXPRESS	02/07/2024	127845	AMZN/GYM WIPES	01-000-220700	EMPLOYEE RESERVE - GYM	Geneva Roc \$ 4,311.83 18.15
AMERICAN EXPRESS	02/07/2024	127845	ABPA/MEMBERSHIP - EMP #...	01-110-510430	GENERAL ADMINISTRATIVE	Clyde Snow \$ 3,927.50 77.00
AMERICAN EXPRESS	02/07/2024	127845	AMZN/CARDS	01-110-510430	GENERAL ADMINISTRATIVE	Other \$ 6,273.41 24.99

**Paid Check Report**

**Payment Dates: 2/1/2024 - 2/29/2024**

Vendor Name	Payment Date	Payment Number	Description (Item)	Account Number	Account Name	Amount
AMERICAN EXPRESS	02/07/2024	127845	CAFERIO/ENGINEERING LUN...	01-110-510430	GENERAL ADMINISTRATIVE	98.22
AMERICAN EXPRESS	02/07/2024	127845	AWWA/LEGISLATIVE UPDATE...	01-110-510480	TRAINING & EDUCATION - M...	80.00
AMERICAN EXPRESS	02/07/2024	127845	CHMBRWST/REGISTRATION -...	01-110-510480	TRAINING & EDUCATION - M...	25.00
AMERICAN EXPRESS	02/07/2024	127845	ZAZZLE/BADGE	01-130-510410	OFFICE SUPPLIES/PRINTING	3.65
AMERICAN EXPRESS	02/07/2024	127845	AMZN/KITCHEN KNIVES	01-130-510410	OFFICE SUPPLIES/PRINTING	11.05
AMERICAN EXPRESS	02/07/2024	127845	ODP BUSINESS/PAPER	01-130-510410	OFFICE SUPPLIES/PRINTING	237.54
AMERICAN EXPRESS	02/07/2024	127845	AMZN/RECEIPT PRINTER PAP...	01-130-510410	OFFICE SUPPLIES/PRINTING	41.99
AMERICAN EXPRESS	02/07/2024	127845	AMZN/PRINTER TONER	01-130-510410	OFFICE SUPPLIES/PRINTING	257.56
AMERICAN EXPRESS	02/07/2024	127845	ABPA/MEMBERSHIP - EMP #...	01-130-510410	OFFICE SUPPLIES/PRINTING	77.00
AMERICAN EXPRESS	02/07/2024	127845	AMZN/KLEENEX & BATTERIES	01-130-510410	OFFICE SUPPLIES/PRINTING	44.48
AMERICAN EXPRESS	02/07/2024	127845	AMZN/PRINTER FUSER KIT	01-130-510410	OFFICE SUPPLIES/PRINTING	119.95
AMERICAN EXPRESS	02/07/2024	127845	ED&TRNG SVCS/LEADERSHIP...	01-140-510480	TRAINING & EDUCATION - M...	549.00
AMERICAN EXPRESS	02/07/2024	127845	PRO-LAB/ASBESTOS TEST	01-140-520210	REPAIR SUPPLIES - METER	20.00
AMERICAN EXPRESS	02/07/2024	127845	AMZN/WHITEOUT	01-140-520240	TOOLS & SUPPLIES - METERS	14.99
AMERICAN EXPRESS	02/07/2024	127845	AMZN/RECHARGEABLE BATT...	01-140-520240	TOOLS & SUPPLIES - METERS	42.81
AMERICAN EXPRESS	02/07/2024	127845	AMZN/ASBESTOS TEST KIT	01-210-510490	SAFETY EXPENSE	8.49
AMERICAN EXPRESS	02/07/2024	127845	ED&TRNG SVCS/LEADERSHIP...	01-220-510480	TRAINING & EDUCATION - W...	549.00
AMERICAN EXPRESS	02/07/2024	127845	AWWA/LEGISLATIVE UPDATE...	01-220-510480	TRAINING & EDUCATION - W...	80.00
AMERICAN EXPRESS	02/07/2024	127845	WVC PT/APP CODE 246672	01-220-520210	REPAIR SUPPLIES - WTR R&R	200.00
AMERICAN EXPRESS	02/07/2024	127845	WVC PT/APP CODE 263332	01-220-520210	REPAIR SUPPLIES - WTR R&R	200.00
AMERICAN EXPRESS	02/07/2024	127845	WVC PT/APP CODE 207656	01-220-520210	REPAIR SUPPLIES - WTR R&R	300.00
AMERICAN EXPRESS	02/07/2024	127845	AMZN/AIR BAG	01-220-520210	REPAIR SUPPLIES - WTR R&R	195.97
AMERICAN EXPRESS	02/07/2024	127845	WVC PT/APP CODE 232909	01-220-520210	REPAIR SUPPLIES - WTR R&R	200.00
AMERICAN EXPRESS	02/07/2024	127845	WVC PT/APP CODE 211698	01-220-520210	REPAIR SUPPLIES - WTR R&R	100.00
AMERICAN EXPRESS	02/07/2024	127845	WVC PT/APP CODE 233579	01-220-520210	REPAIR SUPPLIES - WTR R&R	200.00
AMERICAN EXPRESS	02/07/2024	127845	WVC PT/APP CODE 286184	01-220-520210	REPAIR SUPPLIES - WTR R&R	100.00
AMERICAN EXPRESS	02/07/2024	127845	WVC PT/APP CODE 259157	01-220-520210	REPAIR SUPPLIES - WTR R&R	100.00
AMERICAN EXPRESS	02/07/2024	127845	WVC PT/APP CODE 298139	01-220-520210	REPAIR SUPPLIES - WTR R&R	100.00
AMERICAN EXPRESS	02/07/2024	127845	WVC PT/APP CODE 211126	01-220-520210	REPAIR SUPPLIES - WTR R&R	100.00
AMERICAN EXPRESS	02/07/2024	127845	WVC PT/APP CODE 202752	01-220-520210	REPAIR SUPPLIES - WTR R&R	200.00
AMERICAN EXPRESS	02/07/2024	127845	WVC PT/APP CODE 255129	01-220-520210	REPAIR SUPPLIES - WTR R&R	200.00
AMERICAN EXPRESS	02/07/2024	127845	ED&TRNG SVCS/LEADERSHIP...	01-231-510480	TRAINING & EDUCATION - W...	549.00
AMERICAN EXPRESS	02/07/2024	127845	RWLV HOTEL/LODGING - EM...	01-260-510480	TRAINING & EDUCATION - B...	333.56
AMERICAN EXPRESS	02/07/2024	127845	GEOTAB/REGISTRATION-EMP...	01-260-510480	TRAINING & EDUCATION - B...	145.00
AMERICAN EXPRESS	02/07/2024	127845	AMZN/CARB KIT	01-260-520210	REPAIR SUPPLIES - BLD/FLT ...	20.97
AMERICAN EXPRESS	02/07/2024	127845	AWWA/LEADERSHIP FORUM...	01-330-510480	TRAINING & EDUCATION - B...	750.00
AMERICAN EXPRESS	02/07/2024	127845	AMZN/WATER FILTER	01-360-510220	BUILDINGS & GROUNDS - SYS...	162.00
AMERICAN EXPRESS	02/07/2024	127845	ALLPRO/ICE MACHINE REPAIR	01-360-510220	BUILDINGS & GROUNDS - SYS...	599.75
AMERICAN EXPRESS	02/07/2024	127845	ALLPRO/ICE MACHINE REPAIR	01-360-510220	BUILDINGS & GROUNDS - SYS...	301.97
AMERICAN EXPRESS	02/07/2024	127845	AMZN/ICE MACHINE CLEANE...	01-360-510220	BUILDINGS & GROUNDS - SYS...	28.78
AMERICAN EXPRESS	02/07/2024	127845	AMZN/DOOR PARTS	01-360-510220	BUILDINGS & GROUNDS - SYS...	10.99
AMERICAN EXPRESS	02/07/2024	127845	AMZN/DRINKING FOUNTAIN...	01-360-510220	BUILDINGS & GROUNDS - SYS...	59.70
AMERICAN EXPRESS	02/07/2024	127845	SIGNNOW/E-SIGNATURE SO...	01-360-510440	COMPUTER SUPPLIES/EQUI...	900.00
AMERICAN EXPRESS	02/07/2024	127845	AMZN/MONITOR STAND, CA...	01-360-510440	COMPUTER SUPPLIES/EQUI...	-116.39

**Paid Check Report**

**Payment Dates: 2/1/2024 - 2/29/2024**

Vendor Name	Payment Date	Payment Number	Description (Item)	Account Number	Account Name	Amount
AMERICAN EXPRESS	02/07/2024	127845	SMARTSIGN/ASSET MGMT S...	01-360-510440	COMPUTER SUPPLIES/EQUI...	10.00
AMERICAN EXPRESS	02/07/2024	127845	AMZN/HEADSET BATTERIES	01-360-510440	COMPUTER SUPPLIES/EQUI...	31.96
AMERICAN EXPRESS	02/07/2024	127845	AMZN/LAPTOP CASE, POE IN...	01-360-510440	COMPUTER SUPPLIES/EQUI...	42.98
AMERICAN EXPRESS	02/07/2024	127845	AMZN/DOCKS-2024 LAPTOP ...	01-360-510440	COMPUTER SUPPLIES/EQUI...	783.83
AMERICAN EXPRESS	02/07/2024	127845	AMZN/DOCKING STATION	01-360-510440	COMPUTER SUPPLIES/EQUI...	79.98
AMERICAN EXPRESS	02/07/2024	127845	ADOBE/ACROBAT LICENSE	01-360-510440	COMPUTER SUPPLIES/EQUI...	176.45
AMERICAN EXPRESS	02/07/2024	127845	AMZN/MONITOR CABLES	01-360-510440	COMPUTER SUPPLIES/EQUI...	181.67
AMERICAN EXPRESS	02/07/2024	127845	ZOOM/ONLINE MTGS	01-360-510440	COMPUTER SUPPLIES/EQUI...	219.90
AMERICAN EXPRESS	02/07/2024	127845	HARDDISK/SERVER HARDWA...	01-360-510440	COMPUTER SUPPLIES/EQUI...	54.31
AMERICAN EXPRESS	02/07/2024	127845	AMZN/TRTMT PLT CARD RE...	01-360-510440	COMPUTER SUPPLIES/EQUI...	448.50
AMERICAN EXPRESS	02/07/2024	127845	ADOBE/ACROBAT PRO	01-360-510440	COMPUTER SUPPLIES/EQUI...	4,246.56
AMERICAN EXPRESS	02/07/2024	127845	AMZN/MONITORS,STANDS,K...	01-360-510440	COMPUTER SUPPLIES/EQUI...	1,317.44
AMERICAN EXPRESS	02/07/2024	127845	GOTO/REMOTE ACCESS SOF...	01-360-510440	COMPUTER SUPPLIES/EQUI...	1,024.23
AMERICAN EXPRESS	02/07/2024	127845	AMZN/TRTMT PLT CARD RE...	01-360-510440	COMPUTER SUPPLIES/EQUI...	229.87
AMERICAN EXPRESS	02/07/2024	127845	AMZN/MONITORS & STANDS	01-360-510440	COMPUTER SUPPLIES/EQUI...	4,177.04
<b>Vendor 1210 - AMERICAN EXPRESS Total:</b>						<b>42,786.81</b>
<b>Vendor: 5132 - APA BENEFITS, INC.</b>						
APA BENEFITS, INC.	02/28/2024	127939	DEC 2023 COBRA SERVICING	01-110-510520	PROFESSIONAL CONSULTING ..	53.20
APA BENEFITS, INC.	02/28/2024	127939	JAN 2024 COBRA SERVICING	01-110-510520	PROFESSIONAL CONSULTING ..	53.20
<b>Vendor 5132 - APA BENEFITS, INC. Total:</b>						<b>106.40</b>
<b>Vendor: 1087 - APCO INC</b>						
APCO INC	02/05/2024	127789	SCADA System Maintenance	01-360-510440	COMPUTER SUPPLIES/EQUI...	3,060.00
APCO INC	02/05/2024	127789	23Q:PRV VAULT ELECTRICAL ...	01-340-520920	INFRASTRUCTURE PURCHAS...	6,790.30
APCO INC	02/05/2024	127789	23Q:PRV VAULT ELECTRICAL ...	01-340-520920	INFRASTRUCTURE PURCHAS...	30,589.20
APCO INC	02/05/2024	127789	23Q:PRV VAULT ELECTRICAL ...	01-340-520920	INFRASTRUCTURE PURCHAS...	30,589.20
APCO INC	02/07/2024	127839	Chesterfield LS Upgrades	01-340-520920	INFRASTRUCTURE PURCHAS...	2,700.00
APCO INC	02/07/2024	127839	Troubleshooting Chesterfield...	01-360-510440	COMPUTER SUPPLIES/EQUI...	2,340.00
<b>Vendor 1087 - APCO INC Total:</b>						<b>76,068.70</b>
<b>Vendor: 1267 - APELLO</b>						
APELLO	02/07/2024	DFT0001127	FEB 2024 ANSWERING SERVI...	01-360-510470	TELEPHONE	554.00
<b>Vendor 1267 - APELLO Total:</b>						<b>554.00</b>
<b>Vendor: 1268.1 - APPLICANTPRO</b>						
APPLICANTPRO	02/05/2024	127805	FEB 2024 APPLICATION PRO...	01-110-510430	GENERAL ADMINISTRATIVE	186.00
APPLICANTPRO	02/28/2024	127911	MAR 2024 APPLICATION PR...	01-110-510430	GENERAL ADMINISTRATIVE	186.00
<b>Vendor 1268.1 - APPLICANTPRO Total:</b>						<b>372.00</b>
<b>Vendor: 5204 - ARCADIA BUILDERS</b>						
ARCADIA BUILDERS	02/14/2024	127900	ARCADIA BUILDERS/FIRE HY...	01-000-430990	MISC INCOME	631.32
<b>Vendor 5204 - ARCADIA BUILDERS Total:</b>						<b>631.32</b>
<b>Vendor: 1306 - ASAP AUTO PARTS WAREHOUSE</b>						
ASAP AUTO PARTS WAREHO...	02/14/2024	127861	15W40 OIL	01-260-520210	REPAIR SUPPLIES - BLD/FLT ...	-76.85
ASAP AUTO PARTS WAREHO...	02/14/2024	127861	UNIT #50 - SPARK PLUGS	01-260-520210	REPAIR SUPPLIES - BLD/FLT ...	-64.88
ASAP AUTO PARTS WAREHO...	02/14/2024	127861	UNIT #14, UNIT #44 - OIL FIL...	01-260-520210	REPAIR SUPPLIES - BLD/FLT ...	49.01

## Paid Check Report

Payment Dates: 2/1/2024 - 2/29/2024

Vendor Name	Payment Date	Payment Number	Description (Item)	Account Number	Account Name	Amount
ASAP AUTO PARTS WAREHO...	02/14/2024	127861	UNIT #43 - OIL FILTER	01-260-520210	REPAIR SUPPLIES - BLD/FLT ...	2.01
ASAP AUTO PARTS WAREHO...	02/14/2024	127861	UNIT #23 - FILTERS	01-260-520210	REPAIR SUPPLIES - BLD/FLT ...	18.53
ASAP AUTO PARTS WAREHO...	02/14/2024	127861	UNIT #35 - OIL FILTER	01-260-520210	REPAIR SUPPLIES - BLD/FLT ...	13.22
ASAP AUTO PARTS WAREHO...	02/14/2024	127861	UNIT #9 - OIL, FUEL FILTERS	01-260-520210	REPAIR SUPPLIES - BLD/FLT ...	80.89
ASAP AUTO PARTS WAREHO...	02/14/2024	127861	KWIK CONNECT	01-260-520210	REPAIR SUPPLIES - BLD/FLT ...	31.30
ASAP AUTO PARTS WAREHO...	02/14/2024	127861	UNIT #15, UNIT #30 - ANTIFR...	01-230-520240	TOOLS & SUPPLIES - WTR MA...	27.90
ASAP AUTO PARTS WAREHO...	02/14/2024	127861	UNIT #8 - OIL FILTER, OIL	01-260-520210	REPAIR SUPPLIES - BLD/FLT ...	32.61
ASAP AUTO PARTS WAREHO...	02/14/2024	127861	UNIT #27 - FILTERS, HEADLIG...	01-260-520210	REPAIR SUPPLIES - BLD/FLT ...	36.14
ASAP AUTO PARTS WAREHO...	02/14/2024	127861	SHOP HAND CLEANER	01-260-520210	REPAIR SUPPLIES - BLD/FLT ...	24.80
ASAP AUTO PARTS WAREHO...	02/14/2024	127861	UNIT #52 - GASKET	01-260-520210	REPAIR SUPPLIES - BLD/FLT ...	6.67
ASAP AUTO PARTS WAREHO...	02/14/2024	127861	15W40 OIL	01-260-520210	REPAIR SUPPLIES - BLD/FLT ...	76.85
ASAP AUTO PARTS WAREHO...	02/14/2024	127861	UNIT #10 - MAG 1 15W-40	01-260-520210	REPAIR SUPPLIES - BLD/FLT ...	77.10
ASAP AUTO PARTS WAREHO...	02/14/2024	127861	ANTIFREEZE	01-260-520210	REPAIR SUPPLIES - BLD/FLT ...	15.54
ASAP AUTO PARTS WAREHO...	02/14/2024	127861	SHOP - BRAKE CLEAN	01-260-520210	REPAIR SUPPLIES - BLD/FLT ...	63.60
ASAP AUTO PARTS WAREHO...	02/14/2024	127861	UNIT #15 - LIGHT SWITCH	01-260-520210	REPAIR SUPPLIES - BLD/FLT ...	26.80
ASAP AUTO PARTS WAREHO...	02/14/2024	127861	SHOP - LIQUID ELECTRI	01-260-520210	REPAIR SUPPLIES - BLD/FLT ...	11.98
ASAP AUTO PARTS WAREHO...	02/14/2024	127861	UNIT #20 - HOSE CLAMPS	01-260-520210	REPAIR SUPPLIES - BLD/FLT ...	13.40
ASAP AUTO PARTS WAREHO...	02/14/2024	127861	UNIT #33 - FILTERS	01-260-520210	REPAIR SUPPLIES - BLD/FLT ...	21.18
ASAP AUTO PARTS WAREHO...	02/14/2024	127861	SHOP - FUSES	01-260-520210	REPAIR SUPPLIES - BLD/FLT ...	1.48
ASAP AUTO PARTS WAREHO...	02/14/2024	127861	UNIT #37 - OIL FILTER	01-260-520210	REPAIR SUPPLIES - BLD/FLT ...	2.01
ASAP AUTO PARTS WAREHO...	02/14/2024	127861	UNIT #50 - FILTERS	01-260-520210	REPAIR SUPPLIES - BLD/FLT ...	10.05
ASAP AUTO PARTS WAREHO...	02/14/2024	127861	UNIT #222 - DRIVE BELT	01-260-520210	REPAIR SUPPLIES - BLD/FLT ...	12.93
ASAP AUTO PARTS WAREHO...	02/14/2024	127861	UNIT #50 - SPARK PLUGS	01-260-520210	REPAIR SUPPLIES - BLD/FLT ...	64.88
ASAP AUTO PARTS WAREHO...	02/14/2024	127861	UNIT #43 - CABIN AIR FILTER	01-260-520210	REPAIR SUPPLIES - BLD/FLT ...	12.05
ASAP AUTO PARTS WAREHO...	02/14/2024	127861	UNIT #50 - SPARK PLUG	01-260-520210	REPAIR SUPPLIES - BLD/FLT ...	129.76
ASAP AUTO PARTS WAREHO...	02/14/2024	127861	UNIT #43 - AIR FILTER	01-260-520210	REPAIR SUPPLIES - BLD/FLT ...	8.26
Vendor 1306 - ASAP AUTO PARTS WAREHOUSE Total:						729.22
Vendor: 1330 - ASSOCIATED BUSINESS TECHNOLOGIES						
ASSOCIATED BUSINESS TECH...	02/14/2024	127864	BLDG B/PRINTER-SCANNER	01-130-510410	OFFICE SUPPLIES/PRINTING	52.01
ASSOCIATED BUSINESS TECH...	02/28/2024	127912	BLDG B/PRINTER-SCANNER	01-130-510410	OFFICE SUPPLIES/PRINTING	51.99
Vendor 1330 - ASSOCIATED BUSINESS TECHNOLOGIES Total:						104.00
Vendor: 1413.5 - BALLARD, AUSTIN						
BALLARD, AUSTIN	02/29/2024	10259	REGISTRATION/UGFOA CONF...	01-110-510480	TRAINING & EDUCATION - M...	200.00
BALLARD, AUSTIN	02/29/2024	10259	MEMBERSHIP/UGFOA - #193	01-110-510430	GENERAL ADMINISTRATIVE	25.00
Vendor 1413.5 - BALLARD, AUSTIN Total:						225.00
Vendor: 1420 - BATEMAN, BOBBY						
BATEMAN, BOBBY	02/20/2024	127905	JAN 2024 OPTICARE REFUND...	01-000-220500	HEALTH INSURANCE PAYABLE	3.94
Vendor 1420 - BATEMAN, BOBBY Total:						3.94
Vendor: 1434 - BATTERY SYSTEMS INC						
BATTERY SYSTEMS INC	02/28/2024	127913	UNIT #47-NEW BATTERY	01-260-520210	REPAIR SUPPLIES - BLD/FLT ...	141.90
BATTERY SYSTEMS INC	02/28/2024	127913	Unit#37 Battery	01-260-510230	VEHICLE FUEL - BLD/FLT MAI...	86.36
Vendor 1434 - BATTERY SYSTEMS INC Total:						228.26

## Paid Check Report

Payment Dates: 2/1/2024 - 2/29/2024

Vendor Name	Payment Date	Payment Number	Description (Item)	Account Number	Account Name	Amount
<b>Vendor: 5282 - BLACKRIDGE ENTERPRISES</b>						
BLACKRIDGE ENTERPRISES	02/05/2024	127838	UNIT #1-LIGHT BAR, WIRING, ..01-260-520210		REPAIR SUPPLIES - BLD/FLT ...	1,183.52
<b>Vendor 5282 - BLACKRIDGE ENTERPRISES Total:</b>						<b>1,183.52</b>
<b>Vendor: 1475 - BLEVINS, DAMIEN M</b>						
BLEVINS, DAMIEN M	02/15/2024	10250	TRANSPORT,MEALS/2024 UC...01-320-510480		TRAINING & EDUCATION - S...	410.76
<b>Vendor 1475 - BLEVINS, DAMIEN M Total:</b>						<b>410.76</b>
<b>Vendor: 1500 - BOWEN COLLINS AND ASSOCIATES</b>						
BOWEN COLLINS AND ASSOC...	02/28/2024	127914	Redwood Rd Wtr CM	01-340-520920	INFRASTRUCTURE PURCHAS...	1,023.00
<b>Vendor 1500 - BOWEN COLLINS AND ASSOCIATES Total:</b>						<b>1,023.00</b>
<b>Vendor: 1527 - BRIDGESTONE HOSEPOWER, LLC</b>						
BRIDGESTONE HOSEPOWER, ...	02/14/2024	127865	PRV METER #15	01-350-520210	REPAIR SUPPLIES - OPERATOR	58.99
BRIDGESTONE HOSEPOWER, ...	02/28/2024	127915	OFFICE/SUMP PUMP	01-350-520210	REPAIR SUPPLIES - OPERATOR	182.79
BRIDGESTONE HOSEPOWER, ...	02/28/2024	127915	NEW HAVEN/PRV	01-350-520210	REPAIR SUPPLIES - OPERATOR	29.08
BRIDGESTONE HOSEPOWER, ...	02/28/2024	127915	UNIT #24-FUEL LINE	01-260-520210	REPAIR SUPPLIES - BLD/FLT ...	49.44
<b>Vendor 1527 - BRIDGESTONE HOSEPOWER, LLC Total:</b>						<b>320.30</b>
<b>Vendor: 5165 - BRYON O. ELWELL, SR.</b>						
BRYON O. ELWELL, SR.	02/14/2024	127898	Hazard Mitigation Plan	01-110-510520	PROFESSIONAL CONSULTING ..	16,927.50
<b>Vendor 5165 - BRYON O. ELWELL, SR. Total:</b>						<b>16,927.50</b>
<b>Vendor: 1650 - CDW GOVERNMENT LLC</b>						
CDW GOVERNMENT LLC	02/07/2024	127846	2024 Device Replacement	01-360-510440	COMPUTER SUPPLIES/EQUI...	5,948.34
<b>Vendor 1650 - CDW GOVERNMENT LLC Total:</b>						<b>5,948.34</b>
<b>Vendor: 1670 - CENTRAL VALLEY WATER REC FACILITY</b>						
CENTRAL VALLEY WATER REC...	02/14/2024	127866	FACILITY OPERATION	01-400-580310	FACILITY OPERATION - C.V.	739,307.71
CENTRAL VALLEY WATER REC...	02/14/2024	127866	MONTHLY CIP	01-400-580320	PROJECT BETTERMENTS- C.V.	112,065.82
CENTRAL VALLEY WATER REC...	02/14/2024	127866	PRETREATMENT FIELD	01-400-580340	PRETREATMENT FIELD - C.V.	33,509.98
CENTRAL VALLEY WATER REC...	02/14/2024	127866	NET LAB COSTS	01-400-580350	LABORATORY - C.V.	26,086.63
CENTRAL VALLEY WATER REC...	02/14/2024	127866	ENTITY LAB WORK	01-400-580350	LABORATORY - C.V.	3,527.00
CENTRAL VALLEY WATER REC...	02/14/2024	127866	LOAN PAYMENT	01-400-580380	CVW DEBT SERVICE	532,355.54
<b>Vendor 1670 - CENTRAL VALLEY WATER REC FACILITY Total:</b>						<b>1,446,852.68</b>
<b>Vendor: 1680 - CENTURY EQUIPMENT CO</b>						
CENTURY EQUIPMENT CO	02/05/2024	127792	UNIT #102 - CHECK ENGINE L...	01-260-520210	REPAIR SUPPLIES - BLD/FLT ...	337.50
CENTURY EQUIPMENT CO	02/05/2024	127806	Case Equipment	01-220-520240	TOOLS & SUPPLIES - WTR R&R	39.66
<b>Vendor 1680 - CENTURY EQUIPMENT CO Total:</b>						<b>377.16</b>
<b>Vendor: 1723 - CHEMTECH-FORD, INC.</b>						
CHEMTECH-FORD, INC.	02/05/2024	127807	RUSHTON WTR TRTMT PLAN...	01-231-530270	WATER TESTING FEES	174.00
CHEMTECH-FORD, INC.	02/14/2024	127867	WELL #8/SAMPLING	01-231-530270	WATER TESTING FEES	920.00
CHEMTECH-FORD, INC.	02/14/2024	127867	RUSHTON/RAW, FILTERED	01-231-530270	WATER TESTING FEES	174.00
<b>Vendor 1723 - CHEMTECH-FORD, INC. Total:</b>						<b>1,268.00</b>
<b>Vendor: 1725.5 - CINTAS CORPORATION</b>						
CINTAS CORPORATION	02/14/2024	127868	Cintas Floor Mat Cleaning	01-130-510220	BUILDINGS & GROUNDS - CU...	141.22

Paid Check Report					Payment Dates: 2/1/2024 - 2/29/2024	
Vendor Name	Payment Date	Payment Number	Description (Item)	Account Number	Account Name	Amount
CINTAS CORPORATION	02/14/2024	127868	Cintas Floor Mat Cleaning	01-130-510220	BUILDINGS & GROUNDS - CU...	141.22
Vendor 1725.5 - CINTAS CORPORATION Total:						282.44
Vendor: 5255 - CITY OF SOUTH SALT LAKE						
CITY OF SOUTH SALT LAKE	02/14/2024	DFT0001149	DEC 2023, JAN 2024 STORM...	01-230-510460	UTILITIES - WTR	66.00
Vendor 5255 - CITY OF SOUTH SALT LAKE Total:						66.00
Vendor: 1730 - CLYDE SNOW & SESSIONS						
CLYDE SNOW & SESSIONS	02/05/2024	DFT0001121	MATTER 006400/GENERAL	01-110-510500	LEGAL EXPENSE	2,574.75
CLYDE SNOW & SESSIONS	02/28/2024	DFT0001168	MATTER 006400/GENERAL	01-110-510500	LEGAL EXPENSE	7,427.00
Vendor 1730 - CLYDE SNOW & SESSIONS Total:						10,001.75
Vendor: 1736.1 - COLEMAN'S TELECOM						
COLEMAN'S TELECOM	02/05/2024	127808	MODULAR PLUGS	01-360-510440	COMPUTER SUPPLIES/EQUI...	94.10
Vendor 1736.1 - COLEMAN'S TELECOM Total:						94.10
Vendor: 1740 - COLONIAL FLAG AND SPECIALTY CO						
COLONIAL FLAG AND SPECIA...	02/05/2024	127809	FLAG ROTATION	01-130-510220	BUILDINGS & GROUNDS - CU...	35.00
COLONIAL FLAG AND SPECIA...	02/28/2024	127916	FLAG ROTATION	01-130-510220	BUILDINGS & GROUNDS - CU...	115.00
Vendor 1740 - COLONIAL FLAG AND SPECIALTY CO Total:						150.00
Vendor: 5133 - COLUMBUS FOUNDATION, INC.						
COLUMBUS FOUNDATION, I...	02/07/2024	127855	JAN 2024 DOCUMENT SHRE...	01-110-510430	GENERAL ADMINISTRATIVE	37.00
Vendor 5133 - COLUMBUS FOUNDATION, INC. Total:						37.00
Vendor: 5296 - CONDIE CONSTRUCTION COMPANY, LLC						
CONDIE CONSTRUCTION CO...	02/07/2024	127843	RETENTION/22F - PMT NO 4	01-000-210110	RETAINAGE	-21,703.21
CONDIE CONSTRUCTION CO...	02/07/2024	127843	PMT 4/22F:Ridgeland Constr...	01-340-520920	INFRASTRUCTURE PURCHAS...	302,921.00
CONDIE CONSTRUCTION CO...	02/07/2024	127843	PMT 4/22F:Ridgeland Constr...	01-340-520920	INFRASTRUCTURE PURCHAS...	131,143.33
Vendor 5296 - CONDIE CONSTRUCTION COMPANY, LLC Total:						412,361.12
Vendor: 1785 - COP CONSTRUCTION LLC						
COP CONSTRUCTION LLC	02/05/2024	127810	RETENTION/20E - PMT #18 - ...	01-000-210110	RETAINAGE	20E Pioneer WWPS retainage pymt 159,022.03
COP CONSTRUCTION LLC	02/14/2024	127869	COP CONSTRUCTION/FIRE H...	01-000-430990	MISC INCOME	1,750.00
Vendor 1785 - COP CONSTRUCTION LLC Total:						160,772.03
Vendor: 1796 - CORE & MAIN LP						
CORE & MAIN LP	02/28/2024	127917	18" Clow Hydrant Extention	01-230-520210	REPAIR SUPPLIES - WTR MAI...	541.96
CORE & MAIN LP	02/28/2024	127917	18" Clow Hydrant Extention	01-230-520210	REPAIR SUPPLIES - WTR MAI...	23.54
Vendor 1796 - CORE & MAIN LP Total:						565.50
Vendor: 1837 - CRS ENGINEERS						
CRS ENGINEERS	02/05/2024	127793	Well Wtr Quality Analysis & ...	01-340-510520	PROFESSIONAL CONSULTING ..	4,972.50
CRS ENGINEERS	02/05/2024	127793	Well Wtr Quality Analysis & ...	01-340-510520	PROFESSIONAL CONSULTING ..	2,157.60
Vendor 1837 - CRS ENGINEERS Total:						7,130.10
Vendor: 1845 - CRUS OIL, INC.						
CRUS OIL, INC.	02/05/2024	127811	SHOP- OIL RESTOCK.	01-260-510230	VEHICLE FUEL - BLD/FLT MAI...	1,515.50
CRUS OIL, INC.	02/05/2024	127811	Hydraulic Oil for Channel Gri...	01-350-520210	REPAIR SUPPLIES - OPERATOR	250.64
CRUS OIL, INC.	02/07/2024	127847	Rags	01-220-520210	REPAIR SUPPLIES - WTR R&R	326.70



**Paid Check Report**

**Payment Dates: 2/1/2024 - 2/29/2024**

Vendor Name	Payment Date	Payment Number	Description (Item)	Account Number	Account Name	Amount
CRUS OIL, INC.	02/28/2024	127918	UNIT #18-AIR FILTER	01-260-520210	REPAIR SUPPLIES - BLD/FLT ...	147.04
CRUS OIL, INC.	02/28/2024	127918	UNIT #18-VENTILATION FILT...	01-260-520210	REPAIR SUPPLIES - BLD/FLT ...	301.70
<b>Vendor 1845 - CRUS OIL, INC. Total:</b>						<b>2,541.58</b>
<b>Vendor: 5318 - DEBORAH H STONE</b>						
DEBORAH H STONE	02/07/2024	127857	HR SERVICES	01-110-510520	PROFESSIONAL CONSULTING ..	1,007.50
<b>Vendor 5318 - DEBORAH H STONE Total:</b>						<b>1,007.50</b>
<b>Vendor: 5320 - DECAL EXPRESS</b>						
DECAL EXPRESS	02/14/2024	127903	DECAL EXPRESS - FIRE HYDR...	01-000-430990	MISC INCOME	1,146.00
<b>Vendor 5320 - DECAL EXPRESS Total:</b>						<b>1,146.00</b>
<b>Vendor: 5246 - DECKER LAKE QOZB, LLC</b>						
DECKER LAKE QOZB, LLC	02/14/2024	127901	H2O LOFT/AS-BUILT DEPOSIT	01-000-410300	ENGINEERING FEES	1,250.00
DECKER LAKE QOZB, LLC	02/14/2024	127901	H2O LOFT/AS-BUILT DEPOSIT	01-000-410400	CONNECTION FEES	410.00
DECKER LAKE QOZB, LLC	02/14/2024	127901	H2O LOFT/AS-BUILT DEPOSIT	01-000-430100	IMPACT FEES - WATER	22,447.00
<b>Vendor 5246 - DECKER LAKE QOZB, LLC Total:</b>						<b>24,107.00</b>
<b>Vendor: 1930 - DENTAL SELECT</b>						
DENTAL SELECT	02/07/2024	127848	DENTAL INSURANCE FAMILY	01-000-220500	HEALTH INSURANCE PAYABLE	2,879.12
DENTAL SELECT	02/07/2024	127848	DENTAL INSURANCE SINGLE	01-000-220500	HEALTH INSURANCE PAYABLE	190.80
DENTAL SELECT	02/07/2024	127848	DENTAL INSURANCE FAMILY	01-000-220500	HEALTH INSURANCE PAYABLE	2,879.12
DENTAL SELECT	02/07/2024	127848	DENTAL INSURANCE SINGLE	01-000-220500	HEALTH INSURANCE PAYABLE	190.80
DENTAL SELECT	02/07/2024	127848	JAN 2024 EMP ADJUSTMENTS	01-110-500130	HEALTH INSURANCE - MGMT	-0.01
DENTAL SELECT	02/07/2024	127848	RETIREE DENTAL INS	01-110-500130	HEALTH INSURANCE - MGMT	262.14
DENTAL SELECT	02/07/2024	127848	JAN 2024 EMP ADJUSTMENT...	01-120-500130	HEALTH INSURANCE - HR	67.48
DENTAL SELECT	02/07/2024	127848	JAN 2024 EMP ADJUSTMENTS	01-130-500130	HEALTH INSURANCE - CUST S...	-0.01
DENTAL SELECT	02/07/2024	127848	JAN 2024 EMP ADJUSTMENTS	01-140-500130	HEALTH INSURANCE - METERS	-0.01
DENTAL SELECT	02/07/2024	127848	NEW EMPLOYEE DENTAL - #...	01-140-500130	HEALTH INSURANCE - METERS	31.78
DENTAL SELECT	02/07/2024	127848	TERM EMPLOYEE DENTAL - #...	01-210-500130	HEALTH INSURANCE - SAFETY	-99.28
DENTAL SELECT	02/07/2024	127848	NEW EMPLOYEE DENTAL - #...	01-220-500130	HEALTH INSURANCE - WTR ...	31.79
DENTAL SELECT	02/07/2024	127848	JAN 2024 EMP ADJUSTMENTS	01-220-500130	HEALTH INSURANCE - WTR ...	-0.03
DENTAL SELECT	02/07/2024	127848	NEW EMPLOYEE DENTAL - #...	01-230-500130	HEALTH INSURANCE - WTR ...	31.79
DENTAL SELECT	02/07/2024	127848	TERM EMPLOYEE DENTAL - #...	01-240-500130	HEALTH INSURANCE - WW ...	-99.28
DENTAL SELECT	02/07/2024	127848	JAN 2024 EMP ADJUSTMENTS	01-240-500130	HEALTH INSURANCE - WW ...	-0.01
DENTAL SELECT	02/07/2024	127848	TERM EMPLOYEE DENTAL - #...	01-240-500130	HEALTH INSURANCE - WW ...	63.57
DENTAL SELECT	02/07/2024	127848	JAN 2024 EMP ADJUSTMENTS	01-260-500130	HEALTH INSURANCE - BLD/FL...	-0.01
DENTAL SELECT	02/07/2024	127848	JAN 2024 EMP ADJUSTMENTS	01-320-500130	HEALTH INSURANCE - SURV/...	-0.01
DENTAL SELECT	02/07/2024	127848	TERM EMPLOYEE DENTAL - #...	01-340-500130	HEALTH INSURANCE - ENG	-31.79
DENTAL SELECT	02/14/2024	127870	DENTAL INSURANCE FAMILY	01-000-220500	HEALTH INSURANCE PAYABLE	2,928.76
DENTAL SELECT	02/14/2024	127870	DENTAL INSURANCE SINGLE	01-000-220500	HEALTH INSURANCE PAYABLE	190.80
DENTAL SELECT	02/14/2024	127870	DENTAL INSURANCE FAMILY	01-000-220500	HEALTH INSURANCE PAYABLE	2,928.76
DENTAL SELECT	02/14/2024	127870	DENTAL INSURANCE SINGLE	01-000-220500	HEALTH INSURANCE PAYABLE	174.90
DENTAL SELECT	02/14/2024	127870	JAN 2024 EMP ADJUSTMENTS	01-110-500130	HEALTH INSURANCE - MGMT	-0.01
DENTAL SELECT	02/14/2024	127870	RETIREE DENTAL INS	01-110-500130	HEALTH INSURANCE - MGMT	460.70
DENTAL SELECT	02/14/2024	127870	JAN 2024 EMP ADJUSTMENTS	01-130-500130	HEALTH INSURANCE - CUST S...	-0.01

**2" Landscape meter not needed on project**

**Paid Check Report**

**Payment Dates: 2/1/2024 - 2/29/2024**

Vendor Name	Payment Date	Payment Number	Description (Item)	Account Number	Account Name	Amount
DENTAL SELECT	02/14/2024	127870	TERM EMPLOYEE DENTAL - #...	01-130-500130	HEALTH INSURANCE - CUST S...	-99.28
DENTAL SELECT	02/14/2024	127870	JAN 2024 EMP ADJUSTMENTS	01-140-500130	HEALTH INSURANCE - METERS	-0.02
DENTAL SELECT	02/14/2024	127870	TERM EMPLOYEE DENTAL - #...	01-220-500130	HEALTH INSURANCE - WTR ...	15.89
DENTAL SELECT	02/14/2024	127870	TERM EMPLOYEE DENTAL - #...	01-220-500130	HEALTH INSURANCE - WTR ...	-99.28
DENTAL SELECT	02/14/2024	127870	JAN 2024 EMP ADJUSTMENTS	01-220-500130	HEALTH INSURANCE - WTR ...	-0.03
DENTAL SELECT	02/14/2024	127870	JAN 2024 EMP ADJUSTMENTS	01-230-500130	HEALTH INSURANCE - WTR ...	-0.01
DENTAL SELECT	02/14/2024	127870	TERM EMPLOYEE DENTAL - #...	01-240-500130	HEALTH INSURANCE - WW ...	31.79
DENTAL SELECT	02/14/2024	127870	JAN 2024 EMP ADJUSTMENTS	01-240-500130	HEALTH INSURANCE - WW ...	-0.01
DENTAL SELECT	02/14/2024	127870	JAN 2024 EMP ADJUSTMENTS	01-260-500130	HEALTH INSURANCE - BLD/FL...	-0.01
DENTAL SELECT	02/14/2024	127870	JAN 2024 EMP ADJUSTMENTS	01-320-500130	HEALTH INSURANCE - SURV/...	-0.01
<b>Vendor 1930 - DENTAL SELECT Total:</b>						<b>12,930.88</b>
<b>Vendor: 1980 - DOMINION ENERGY</b>						
DOMINION ENERGY	02/05/2024	127812	JAN 2024 NATURAL GAS	01-110-510460	UTILITIES - MGMT	9,419.45
DOMINION ENERGY	02/05/2024	127812	JAN 2024 NATURAL GAS	01-230-510460	UTILITIES - WTR	4,782.07
DOMINION ENERGY	02/05/2024	127812	JAN 2024 NATURAL GAS	01-240-510460	UTILITIES - WW	3,842.19
DOMINION ENERGY	02/28/2024	127919	FEB 2024 NATURAL GAS	01-110-510460	UTILITIES - MGMT	5,608.76
DOMINION ENERGY	02/28/2024	127919	FEB 2024 NATURAL GAS	01-230-510460	UTILITIES - WTR	2,965.60
DOMINION ENERGY	02/28/2024	127919	FEB 2024 NATURAL GAS	01-240-510460	UTILITIES - WW	2,216.63
<b>Vendor 1980 - DOMINION ENERGY Total:</b>						<b>28,834.70</b>
<b>Vendor: 2030 - DURA CRETE</b>						
DURA CRETE	02/28/2024	127920	concrete grade rings	01-140-520210	REPAIR SUPPLIES - METER	250.00
<b>Vendor 2030 - DURA CRETE Total:</b>						<b>250.00</b>
<b>Vendor: 5319 - ECKMAN CONSTRUCTION</b>						
ECKMAN CONSTRUCTION	02/14/2024	127902	ECKMAN CONSTRUCTION - F...	01-000-430990	MISC INCOME	1,250.00
ECKMAN CONSTRUCTION	02/28/2024	127945	ECKMAN CONSTRUCTION/FI...	01-000-430990	MISC INCOME	553.54
<b>Vendor 5319 - ECKMAN CONSTRUCTION Total:</b>						<b>1,803.54</b>
<b>Vendor: 5195 - ECOBRITE FRANCHISING</b>						
ECOBRITE FRANCHISING	02/07/2024	127856	Yearly Janitorial Cleaning	01-130-510220	BUILDINGS & GROUNDS - CU...	2,340.90
<b>Vendor 5195 - ECOBRITE FRANCHISING Total:</b>						<b>2,340.90</b>
<b>Vendor: 2086 - ELLIS, SHAWN</b>						
ELLIS, SHAWN	02/29/2024	10260	2024 BOOT REIMBURSEMENT	01-210-510490	SAFETY EXPENSE	134.65
<b>Vendor 2086 - ELLIS, SHAWN Total:</b>						<b>134.65</b>
<b>Vendor: 2102 - ENTERPRISE FM TRUST</b>						
ENTERPRISE FM TRUST	02/14/2024	127871	UNIT 54 LEASE CHARGES	01-260-510235	VEHICLE LEASE	684.80
ENTERPRISE FM TRUST	02/14/2024	127871	UNIT 28 LEASE CHARGES	01-260-510235	VEHICLE LEASE	289.09
ENTERPRISE FM TRUST	02/14/2024	127871	UNIT 53 LEASE CHARGES	01-260-510235	VEHICLE LEASE	623.32
ENTERPRISE FM TRUST	02/14/2024	127871	UNIT 60 LEASE CHARGES	01-260-510235	VEHICLE LEASE	616.91
ENTERPRISE FM TRUST	02/14/2024	127871	UNIT 12 LEASE CHARGES	01-260-510235	VEHICLE LEASE	541.91
ENTERPRISE FM TRUST	02/14/2024	127871	UNIT 55 LEASE CHARGES	01-260-510235	VEHICLE LEASE	533.84
ENTERPRISE FM TRUST	02/14/2024	127871	UNIT 52 LEASE CHARGES	01-260-510235	VEHICLE LEASE	533.84
ENTERPRISE FM TRUST	02/14/2024	127871	UNIT 27 LEASE CHARGES	01-260-510235	VEHICLE LEASE	533.84
ENTERPRISE FM TRUST	02/14/2024	127871	UNIT 1 LEASE CHARGES	01-260-510235	VEHICLE LEASE	698.33

Paid Check Report						Payment Dates: 2/1/2024 - 2/29/2024	
Vendor Name	Payment Date	Payment Number	Description (Item)	Account Number	Account Name	Amount	
ENTERPRISE FM TRUST	02/14/2024	127871	UNIT 47 LEASE CHARGES	01-260-510235	VEHICLE LEASE	682.78	
Vendor 2102 - ENTERPRISE FM TRUST Total:						5,738.66	
Vendor: 2184.1 - FASTENAL COMPANY							
FASTENAL COMPANY	02/05/2024	127813	PPE VENDING SUPPLIES	01-210-510490	SAFETY EXPENSE	20.00	
FASTENAL COMPANY	02/28/2024	127921	PPE VENDING SUPPLIES	01-210-510490	SAFETY EXPENSE	20.00	
Vendor 2184.1 - FASTENAL COMPANY Total:						40.00	
Vendor: 2188 - FERGUSON ENTERPRISES, INC							
FERGUSON ENTERPRISES, INC	02/07/2024	DFT0001128	24" Valves and Bolt Packs for...	01-340-520920	INFRASTRUCTURE PURCHAS...	420.00	
FERGUSON ENTERPRISES, INC	02/07/2024	DFT0001128	24" Valves and Bolt Packs for...	01-340-520920	INFRASTRUCTURE PURCHAS...	73,530.00	
FERGUSON ENTERPRISES, INC	02/07/2024	DFT0001128	24" Valves and Bolt Packs for...	01-340-520920	INFRASTRUCTURE PURCHAS...	1,840.00	
FERGUSON ENTERPRISES, INC	02/07/2024	DFT0001128	Repair Parts for January Wat...	01-220-520210	REPAIR SUPPLIES - WTR R&R	349.68	
FERGUSON ENTERPRISES, INC	02/07/2024	DFT0001128	Repair Parts for January Wat...	01-220-520210	REPAIR SUPPLIES - WTR R&R	794.08	
FERGUSON ENTERPRISES, INC	02/07/2024	DFT0001128	Repair Parts for January Wat...	01-220-520210	REPAIR SUPPLIES - WTR R&R	156.43	
FERGUSON ENTERPRISES, INC	02/07/2024	DFT0001128	Repair Parts for January Wat...	01-220-520210	REPAIR SUPPLIES - WTR R&R	1,053.94	
FERGUSON ENTERPRISES, INC	02/07/2024	DFT0001128	Repair Parts for January Wat...	01-220-520210	REPAIR SUPPLIES - WTR R&R	277.55	
FERGUSON ENTERPRISES, INC	02/07/2024	DFT0001128	Hydro Static Pump	01-220-520240	TOOLS & SUPPLIES - WTR R&R	2,838.55	
FERGUSON ENTERPRISES, INC	02/07/2024	DFT0001128	Gas Cut Off Saws	01-220-520240	TOOLS & SUPPLIES - WTR R&R	1,623.40	
FERGUSON ENTERPRISES, INC	02/07/2024	DFT0001128	Gas Cut Off Saws	01-220-520240	TOOLS & SUPPLIES - WTR R&R	3,246.80	
FERGUSON ENTERPRISES, INC	02/07/2024	DFT0001128	Repair Parts for January Wat...	01-220-520210	REPAIR SUPPLIES - WTR R&R	394.32	
FERGUSON ENTERPRISES, INC	02/07/2024	DFT0001128	Gas and Hydraulic Chain Saws...	01-220-520240	TOOLS & SUPPLIES - WTR R&R	3,096.50	
FERGUSON ENTERPRISES, INC	02/07/2024	DFT0001128	Gas and Hydraulic Chain Saws...	01-220-520240	TOOLS & SUPPLIES - WTR R&R	4,368.89	
FERGUSON ENTERPRISES, INC	02/07/2024	DFT0001128	Repair Parts for January Wat...	01-220-520210	REPAIR SUPPLIES - WTR R&R	469.29	
FERGUSON ENTERPRISES, INC	02/07/2024	DFT0001128	Repair Parts for January Wat...	01-220-520210	REPAIR SUPPLIES - WTR R&R	64.76	
FERGUSON ENTERPRISES, INC	02/07/2024	DFT0001128	Repair Parts for January Wat...	01-220-520210	REPAIR SUPPLIES - WTR R&R	3.81	
Vendor 2188 - FERGUSON ENTERPRISES, INC Total:						94,528.00	
Vendor: 2200 - FILTER TECHNOLOGIES							
FILTER TECHNOLOGIES	02/14/2024	127872	HVAC FILTER REPLACEMENT	01-350-520210	REPAIR SUPPLIES - OPERATOR	197.94	
Vendor 2200 - FILTER TECHNOLOGIES Total:						197.94	
Vendor: 5115 - FIRST DIGITAL COMMUNICATIONS, LLC							
FIRST DIGITAL COMMUNICAT...	02/07/2024	127842	Phone Service Provider	01-360-510470	TELEPHONE	2,301.99	
FIRST DIGITAL COMMUNICAT...	02/14/2024	127897	Phone System Annual Renew...	01-360-510470	TELEPHONE	2,262.06	
Vendor 5115 - FIRST DIGITAL COMMUNICATIONS, LLC Total:						4,564.05	
Vendor: 2241 - FLEET PRIDE							
FLEET PRIDE	02/05/2024	127814	UNIT #35-GENERATOR FUEL F...	01-260-520210	REPAIR SUPPLIES - BLD/FLT ...	71.31	
FLEET PRIDE	02/05/2024	127814	UNIT #29- MAINTENANCE FIL...	01-260-520210	REPAIR SUPPLIES - BLD/FLT ...	383.65	
FLEET PRIDE	02/05/2024	127814	UNIT #41-OIL FILTER	01-260-520210	REPAIR SUPPLIES - BLD/FLT ...	77.49	
FLEET PRIDE	02/05/2024	127814	UNIT #10 - PM Filters	01-260-520210	REPAIR SUPPLIES - BLD/FLT ...	181.25	
FLEET PRIDE	02/05/2024	127814	UNIT #4-FUEL FILTER	01-260-520210	REPAIR SUPPLIES - BLD/FLT ...	93.39	
FLEET PRIDE	02/14/2024	127873	Unit #49 Battery	01-260-520210	REPAIR SUPPLIES - BLD/FLT ...	124.19	
FLEET PRIDE	02/14/2024	127873	UNIT #20-PM FILTERS	01-260-520210	REPAIR SUPPLIES - BLD/FLT ...	130.42	
FLEET PRIDE	02/28/2024	127922	Unit #24 - PM Filters	01-260-520210	REPAIR SUPPLIES - BLD/FLT ...	38.67	
FLEET PRIDE	02/28/2024	127922	Unit- #24 Engine Oil Fill Cap	01-260-520210	REPAIR SUPPLIES - BLD/FLT ...	8.89	

Paid Check Report					Payment Dates: 2/1/2024 - 2/29/2024	
Vendor Name	Payment Date	Payment Number	Description (Item)	Account Number	Account Name	Amount
FLEET PRIDE	02/28/2024	127922	Unit #24 - Engine Oil Fill Cap ...	01-260-520210	REPAIR SUPPLIES - BLD/FLT ...	-8.89
FLEET PRIDE	02/28/2024	127922	Unit- #24 Engine Oil Fill Cap	01-260-520210	REPAIR SUPPLIES - BLD/FLT ...	11.11
FLEET PRIDE	02/28/2024	127922	Unit- #24 Engine Oil Fill Cap	01-260-520210	REPAIR SUPPLIES - BLD/FLT ...	11.87
FLEET PRIDE	02/28/2024	127922	SHOP-RESTOCK OF LIGHTS F...	01-260-520210	REPAIR SUPPLIES - BLD/FLT ...	285.84
Vendor 2241 - FLEET PRIDE Total:						1,409.19
Vendor: 2380 - GRAINGER INC						
GRAINGER INC	02/05/2024	127815	SHOP-CLEANING SUPPLIES. S...	01-260-520240	TOOLS & SUPPLIES - BLD/FLT...	698.23
GRAINGER INC	02/05/2024	127815	Warning Signs. Water Filters....	01-350-520210	REPAIR SUPPLIES - OPERATOR	180.58
GRAINGER INC	02/05/2024	127815	Warning Signs. Water Filters....	01-350-520210	REPAIR SUPPLIES - OPERATOR	96.34
GRAINGER INC	02/14/2024	127874	WELLS SODIUM SYSTEMS	01-350-520210	REPAIR SUPPLIES - OPERATOR	224.00
Vendor 2380 - GRAINGER INC Total:						1,199.15
Vendor: 2440 - GREAT WESTERN SUPPLY						
GREAT WESTERN SUPPLY	02/14/2024	127875	METER 15/SUMP VAULT REP...	01-350-520210	REPAIR SUPPLIES - OPERATOR	106.49
Vendor 2440 - GREAT WESTERN SUPPLY Total:						106.49
Vendor: 2480 - HACH COMPANY						
HACH COMPANY	02/07/2024	127849	Hach Chem Keys	01-231-530270	WATER TESTING FEES	156.86
HACH COMPANY	02/07/2024	127849	Hach Chem Keys	01-231-530270	WATER TESTING FEES	159.70
HACH COMPANY	02/07/2024	127849	Hach Chem Keys	01-231-530270	WATER TESTING FEES	1,008.90
HACH COMPANY	02/07/2024	127849	Hach Chem Keys	01-231-530270	WATER TESTING FEES	1,022.80
HACH COMPANY	02/07/2024	127849	Hach Chem Keys	01-231-530270	WATER TESTING FEES	1,260.50
HACH COMPANY	02/07/2024	127849	Hach Water Quality Testing ...	01-231-530270	WATER TESTING FEES	447.12
HACH COMPANY	02/28/2024	127924	HACH Field Test Equipment ...	01-231-520240	TOOLS & SUPPLIES - WTR QL...	2,909.00
Vendor 2480 - HACH COMPANY Total:						6,964.88
Vendor: 2490 - HANSEN, ALLEN & LUCE, INC.						
HANSEN, ALLEN & LUCE, INC.	02/05/2024	127794	20D Kent Booster PS Constru...	01-340-520920	INFRASTRUCTURE PURCHAS...	16,404.41
HANSEN, ALLEN & LUCE, INC.	02/14/2024	127876	23L: WELL NO. 18 DRILLING &..	01-340-520920	INFRASTRUCTURE PURCHAS...	340.00
HANSEN, ALLEN & LUCE, INC.	02/20/2024	127906	2023 WASTEWATER MODEL ...	01-340-510520	PROFESSIONAL CONSULTING ..	4,343.25
Vendor 2490 - HANSEN, ALLEN & LUCE, INC. Total:						21,087.66
Vendor: 2505 - HARMONS DIST.						
HARMONS DIST.	02/28/2024	127925	BABY FLOWERS/EMP 226	01-110-510430	GENERAL ADMINISTRATIVE	55.00
Vendor 2505 - HARMONS DIST. Total:						55.00
Vendor: 2532 - HEALTHEQUITY INC						
HEALTHEQUITY INC	02/01/2024	DFT0001108	HEALTH SAVINGS ACCOUNT	01-000-220900	CAFETERIA PLAN PAYABLE	11,561.71
HEALTHEQUITY INC	02/15/2024	DFT0001138	HEALTH SAVINGS ACCOUNT	01-000-220900	CAFETERIA PLAN PAYABLE	21,944.41
HEALTHEQUITY INC	02/29/2024	DFT0001158	HEALTH SAVINGS ACCOUNT	01-000-220900	CAFETERIA PLAN PAYABLE	11,290.56
Vendor 2532 - HEALTHEQUITY INC Total:						44,796.68
Vendor: 2562 - HILDEBRAND, JASON G						
HILDEBRAND, JASON G	02/21/2024	10253	MILEAGE,MEALS/RWAU CONF	01-231-510480	TRAINING & EDUCATION - W...	451.76
Vendor 2562 - HILDEBRAND, JASON G Total:						451.76
Vendor: 2590 - HOME DEPOT CREDIT SERVICES						
HOME DEPOT CREDIT SERVIC...	02/14/2024	127877	WELL #7/KEYS	01-130-510220	BUILDINGS & GROUNDS - CU...	23.82

## Paid Check Report

Payment Dates: 2/1/2024 - 2/29/2024

Vendor Name	Payment Date	Payment Number	Description (Item)	Account Number	Account Name	Amount
HOME DEPOT CREDIT SERVIC...	02/14/2024	127877	DISH SOAP	01-130-510410	OFFICE SUPPLIES/PRINTING	17.91
HOME DEPOT CREDIT SERVIC...	02/14/2024	127877	STORAGE TOTES	01-140-520240	TOOLS & SUPPLIES - METERS	78.86
HOME DEPOT CREDIT SERVIC...	02/14/2024	127877	TOOLS	01-220-520240	TOOLS & SUPPLIES - WTR R&R	180.22
HOME DEPOT CREDIT SERVIC...	02/14/2024	127877	UNIT #45-TOOLS	01-220-520240	TOOLS & SUPPLIES - WTR R&R	126.85
HOME DEPOT CREDIT SERVIC...	02/14/2024	127877	TOOLS	01-220-520240	TOOLS & SUPPLIES - WTR R&R	341.47
HOME DEPOT CREDIT SERVIC...	02/14/2024	127877	TOOLS	01-220-520240	TOOLS & SUPPLIES - WTR R&R	105.91
HOME DEPOT CREDIT SERVIC...	02/14/2024	127877	TOOLS	01-220-520240	TOOLS & SUPPLIES - WTR R&R	66.37
HOME DEPOT CREDIT SERVIC...	02/14/2024	127877	POP UP CANOPY	01-220-520240	TOOLS & SUPPLIES - WTR R&R	159.95
HOME DEPOT CREDIT SERVIC...	02/14/2024	127877	TOOLS	01-230-520240	TOOLS & SUPPLIES - WTR MA...	127.91
HOME DEPOT CREDIT SERVIC...	02/14/2024	127877	BLOW GUN	01-230-520240	TOOLS & SUPPLIES - WTR MA...	9.98
HOME DEPOT CREDIT SERVIC...	02/14/2024	127877	TRUFUEL	01-230-520240	TOOLS & SUPPLIES - WTR MA...	23.97
HOME DEPOT CREDIT SERVIC...	02/14/2024	127877	HAND TORCH CYLINDER	01-230-520240	TOOLS & SUPPLIES - WTR MA...	44.91
HOME DEPOT CREDIT SERVIC...	02/14/2024	127877	TOOLS	01-230-520240	TOOLS & SUPPLIES - WTR MA...	169.00
HOME DEPOT CREDIT SERVIC...	02/14/2024	127877	OFFICE/EXTENSION CORD	01-240-520240	TOOLS & SUPPLIES - WW MA...	9.97
HOME DEPOT CREDIT SERVIC...	02/14/2024	127877	CCTV VAN/SPRAYER	01-240-520240	TOOLS & SUPPLIES - WW MA...	24.96
HOME DEPOT CREDIT SERVIC...	02/14/2024	127877	FUEL HOSE REPAIR	01-260-510230	VEHICLE FUEL - BLD/FLT MAI...	7.58
HOME DEPOT CREDIT SERVIC...	02/14/2024	127877	CAR WASH/WTR SOFTENER ...	01-260-520210	REPAIR SUPPLIES - BLD/FLT ...	278.80
HOME DEPOT CREDIT SERVIC...	02/14/2024	127877	KEYS, SHOP SUPPLIES	01-260-520210	REPAIR SUPPLIES - BLD/FLT ...	9.13
HOME DEPOT CREDIT SERVIC...	02/14/2024	127877	ZIPTIES, TEFLON TAPE, MOP,...	01-260-520240	TOOLS & SUPPLIES - BLD/FLT...	83.84
HOME DEPOT CREDIT SERVIC...	02/14/2024	127877	ARMSTRONG/COPPER PIPE B...	01-350-520210	REPAIR SUPPLIES - OPERATOR	88.56
HOME DEPOT CREDIT SERVIC...	02/14/2024	127877	PIONEER/TRASH CANS	01-350-520210	REPAIR SUPPLIES - OPERATOR	63.94
HOME DEPOT CREDIT SERVIC...	02/14/2024	127877	CHESTERFIELD/SPACE HTR	01-350-520210	REPAIR SUPPLIES - OPERATOR	54.97
HOME DEPOT CREDIT SERVIC...	02/14/2024	127877	PIONEER/FIRE EXTINGUISHER	01-350-520210	REPAIR SUPPLIES - OPERATOR	69.97
HOME DEPOT CREDIT SERVIC...	02/14/2024	127877	PIONEER/TOGGLE SWITCH C...	01-350-520210	REPAIR SUPPLIES - OPERATOR	35.93
HOME DEPOT CREDIT SERVIC...	02/14/2024	127877	RUSHTON/SUPPLIES	01-350-520210	REPAIR SUPPLIES - OPERATOR	53.87
HOME DEPOT CREDIT SERVIC...	02/14/2024	127877	PEX PIPE & FITTINGS, SEAL W...	01-350-520210	REPAIR SUPPLIES - OPERATOR	194.28
HOME DEPOT CREDIT SERVIC...	02/14/2024	127877	BREEZE/SODIUM HYPO RO...	01-350-520210	REPAIR SUPPLIES - OPERATOR	17.34
HOME DEPOT CREDIT SERVIC...	02/14/2024	127877	PIONEER/KEY HOLDER	01-350-520210	REPAIR SUPPLIES - OPERATOR	20.90
HOME DEPOT CREDIT SERVIC...	02/14/2024	127877	PIONEER/TOGGLE SWITCH C...	01-350-520210	REPAIR SUPPLIES - OPERATOR	-6.06
HOME DEPOT CREDIT SERVIC...	02/14/2024	127877	BLDG B/BACKFLOW PLUMBI...	01-360-510220	BUILDINGS & GROUNDS - SYS...	139.00
HOME DEPOT CREDIT SERVIC...	02/14/2024	127877	RJ45 ENDS	01-360-510440	COMPUTER SUPPLIES/EQUI...	24.98
<b>Vendor 2590 - HOME DEPOT CREDIT SERVICES Total:</b>						<b>2,649.09</b>
<b>Vendor: 2592 - HORROCKS ENGINEERS INC</b>						
HORROCKS ENGINEERS INC	02/05/2024	127795	23F East Rec Wet Well Lining...	01-340-520920	INFRASTRUCTURE PURCHAS...	3,949.50
HORROCKS ENGINEERS INC	02/12/2024	127858	ON-CALL ENG SOQ 2021-2023	01-340-510520	PROFESSIONAL CONSULTING ..	2,900.00
HORROCKS ENGINEERS INC	02/14/2024	127878	23F East Rec Wet Well Lining...	01-340-520920	INFRASTRUCTURE PURCHAS...	3,822.00
<b>Vendor 2592 - HORROCKS ENGINEERS INC Total:</b>						<b>10,671.50</b>
<b>Vendor: 2615 - HYDRAPAK SEALS INC</b>						
HYDRAPAK SEALS INC	02/28/2024	127926	UNIT #24-PTO SEALS	01-260-520210	REPAIR SUPPLIES - BLD/FLT ...	42.02
<b>Vendor 2615 - HYDRAPAK SEALS INC Total:</b>						<b>42.02</b>

Paid Check Report					Payment Dates: 2/1/2024 - 2/29/2024	
Vendor Name	Payment Date	Payment Number	Description (Item)	Account Number	Account Name	Amount
<b>Vendor: 2620 - HYDRO SPECIALTIES CO</b>						
HYDRO SPECIALTIES CO	02/07/2024	127850	12" Repair Clamps	01-220-520210	REPAIR SUPPLIES - WTR R&R	1,444.85
<b>Vendor 2620 - HYDRO SPECIALTIES CO Total:</b>						<b>1,444.85</b>
<b>Vendor: 2631 - I-D ELECTRIC CO</b>						
I-D ELECTRIC CO	02/05/2024	127817	Decker North Generator ATS...	01-350-520210	REPAIR SUPPLIES - OPERATOR	5,961.00
<b>Vendor 2631 - I-D ELECTRIC CO Total:</b>						<b>5,961.00</b>
<b>Vendor: 5310 - IMA, INC.</b>						
IMA, INC.	02/07/2024	DFT0001124	JAN 2024 EMP ADJ - EMP #1...	01-000-220500	HEALTH INSURANCE PAYABLE	20.00
IMA, INC.	02/07/2024	DFT0001124	IMA/GUARDIAN ROUNDING ...	01-000-220500	HEALTH INSURANCE PAYABLE	-0.06
IMA, INC.	02/07/2024	DFT0001125	IMA/GUARDIAN BENEFITS	01-000-220500	HEALTH INSURANCE PAYABLE	669.28
IMA, INC.	02/07/2024	DFT0001126	IMA/GUARDIAN BENEFITS	01-000-220500	HEALTH INSURANCE PAYABLE	669.28
IMA, INC.	02/28/2024	DFT0001171	FEB 2024 EMP ADJ - EMP #2...	01-000-220500	HEALTH INSURANCE PAYABLE	-11.00
IMA, INC.	02/28/2024	DFT0001171	FEB 2024 EMP ADJ - EMP #1...	01-000-220500	HEALTH INSURANCE PAYABLE	-20.00
IMA, INC.	02/28/2024	DFT0001171	IMA/GUARDIAN BENEFITS	01-000-220500	HEALTH INSURANCE PAYABLE	669.28
IMA, INC.	02/28/2024	DFT0001171	IMA/GUARDIAN BENEFITS	01-000-220500	HEALTH INSURANCE PAYABLE	706.98
<b>Vendor 5310 - IMA, INC. Total:</b>						<b>2,703.76</b>
<b>Vendor: 2637 - INDUSTRIAL SAFETY EQUIPMENT, LLC.</b>						
INDUSTRIAL SAFETY EQUIPM...	02/14/2024	127879	Safety Toed - Hip boots (8) pa...	01-210-510490	SAFETY EXPENSE	367.50
INDUSTRIAL SAFETY EQUIPM...	02/14/2024	127879	Hardhats	01-210-510490	SAFETY EXPENSE	95.80
INDUSTRIAL SAFETY EQUIPM...	02/14/2024	127879	Safety Toed - Hip boots (8) pa...	01-210-510490	SAFETY EXPENSE	220.50
INDUSTRIAL SAFETY EQUIPM...	02/14/2024	127879	Safety gear (Gloves, Ear plugs...	01-210-510490	SAFETY EXPENSE	417.85
<b>Vendor 2637 - INDUSTRIAL SAFETY EQUIPMENT, LLC. Total:</b>						<b>1,101.65</b>
<b>Vendor: 2648.1 - INFINITY CORROSION GROUP, INC.</b>						
INFINITY CORROSION GROUP...	02/05/2024	127796	2023 ANNUAL CATHODIC PR...	01-340-510520	PROFESSIONAL CONSULTING ..	7,577.80
INFINITY CORROSION GROUP...	02/14/2024	127880	23D: DESIGN ENGINEERING	01-340-520920	INFRASTRUCTURE PURCHAS...	5,487.60
<b>Vendor 2648.1 - INFINITY CORROSION GROUP, INC. Total:</b>						<b>13,065.40</b>
<b>Vendor: 2772 - JOHNSON, KRISTY</b>						
JOHNSON, KRISTY	02/06/2024	10245	BRD MTG REFRESHMENTS	01-110-510430	GENERAL ADMINISTRATIVE	23.60
JOHNSON, KRISTY	02/08/2024	10247	STATE OF THE DISTRICT, HAZ...	01-110-510430	GENERAL ADMINISTRATIVE	192.64
JOHNSON, KRISTY	02/21/2024	10254	SODA MACHINE	01-110-510430	GENERAL ADMINISTRATIVE	63.96
JOHNSON, KRISTY	02/21/2024	10254	LODGING/GEOTAB CONF #2...	01-260-510480	TRAINING & EDUCATION - B...	1,302.65
JOHNSON, KRISTY	02/29/2024	10261	BRD MTG/FEBRUARY	01-110-510430	GENERAL ADMINISTRATIVE	33.81
<b>Vendor 2772 - JOHNSON, KRISTY Total:</b>						<b>1,616.66</b>
<b>Vendor: 2790 - JORDAN VALLEY WATER CONSERVANCY DISTRICT</b>						
JORDAN VALLEY WATER CON...	02/14/2024	127881	JAN 2024 WATER DELIVERIES	01-350-530250	WATER SUPPLY EXPENSE	400,253.95
JORDAN VALLEY WATER CON...	02/20/2024	127907	JAN 2024 LABORATORY SERV...	01-231-530270	WATER TESTING FEES	1,137.63
<b>Vendor 2790 - JORDAN VALLEY WATER CONSERVANCY DISTRICT Total:</b>						<b>401,391.58</b>
<b>Vendor: 2734 - J-U-B ENGINEERS, INC.</b>						
J-U-B ENGINEERS, INC.	02/07/2024	127840	22F:Ridgeland Construction ...	01-340-520920	INFRASTRUCTURE PURCHAS...	9,258.47
<b>Vendor 2734 - J-U-B ENGINEERS, INC. Total:</b>						<b>9,258.47</b>

Paid Check Report					Payment Dates: 2/1/2024 - 2/29/2024	
Vendor Name	Payment Date	Payment Number	Description (Item)	Account Number	Account Name	Amount
<b>Vendor: 2881 - KEN GARFF WEST VALLEY FORD</b>						
KEN GARFF WEST VALLEY FO...	02/14/2024	127882	UNIT #52- HIGH PRESSURE F...	01-260-520210	REPAIR SUPPLIES - BLD/FLT ...	407.91
KEN GARFF WEST VALLEY FO...	02/14/2024	127882	Unit #50 PM	01-260-520210	REPAIR SUPPLIES - BLD/FLT ...	208.71
KEN GARFF WEST VALLEY FO...	02/28/2024	127927	Unit #32- Vent Hose	01-260-520210	REPAIR SUPPLIES - BLD/FLT ...	44.42
<b>Vendor 2881 - KEN GARFF WEST VALLEY FORD Total:</b>						<b>661.04</b>
<b>Vendor: 2900 - KILGORE COMPANIES, LLC</b>						
KILGORE COMPANIES, LLC	02/14/2024	127883	Asphalt for January Water Sy...	01-220-520210	REPAIR SUPPLIES - WTR R&R	41.42
KILGORE COMPANIES, LLC	02/14/2024	127883	Asphalt for January Water Sy...	01-220-520210	REPAIR SUPPLIES - WTR R&R	58.25
KILGORE COMPANIES, LLC	02/14/2024	127883	Asphalt for January Water Sy...	01-220-520210	REPAIR SUPPLIES - WTR R&R	379.00
KILGORE COMPANIES, LLC	02/14/2024	127883	Asphalt for January Water Sy...	01-220-520210	REPAIR SUPPLIES - WTR R&R	1,265.25
<b>Vendor 2900 - KILGORE COMPANIES, LLC Total:</b>						<b>1,743.92</b>
<b>Vendor: 2971 - LEGALSHIELD</b>						
LEGALSHIELD	02/05/2024	127818	JAN LEGAL SHIELD ADJ	01-110-500170	LIFE/LTD/LTC INSURANCE - ...	-0.06
LEGALSHIELD	02/05/2024	127818	LEGAL SHIELD PAYABLE	01-000-220610	LEGAL SHIELD PAYABLE	127.47
LEGALSHIELD	02/05/2024	127818	LEGAL SHIELD PAYABLE	01-000-220610	LEGAL SHIELD PAYABLE	127.47
LEGALSHIELD	02/28/2024	127928	LEGAL SHIELD PAYABLE	01-000-220610	LEGAL SHIELD PAYABLE	127.47
LEGALSHIELD	02/28/2024	127928	LEGAL SHIELD PAYABLE	01-000-220610	LEGAL SHIELD PAYABLE	127.47
LEGALSHIELD	02/28/2024	127928	LEGAL SHIELD PAYABLE	01-000-220610	LEGAL SHIELD PAYABLE	118.72
LEGALSHIELD	02/28/2024	127928	FEB LEGAL SHIELD ADJ - ROU...	01-110-500170	LIFE/LTD/LTC INSURANCE - ...	-0.04
LEGALSHIELD	02/28/2024	127928	FEB LEGAL SHIELD ADJ - TER...	01-110-500170	LIFE/LTD/LTC INSURANCE - ...	8.75
<b>Vendor 2971 - LEGALSHIELD Total:</b>						<b>637.25</b>
<b>Vendor: 2980 - LES OLSON CO</b>						
LES OLSON CO	02/14/2024	127884	2023 4TH QTR CONTRACT BI...	01-130-510410	OFFICE SUPPLIES/PRINTING	241.61
<b>Vendor 2980 - LES OLSON CO Total:</b>						<b>241.61</b>
<b>Vendor: 3040 - MAGNA WATER CO</b>						
MAGNA WATER CO	02/07/2024	DFT0001129	MAJESTIC VILLAS PASS-THRU	01-110-510591	PAYMENTS TO OTHER GOV ...	770.61
MAGNA WATER CO	02/07/2024	DFT0001129	HUNTER VILLAGE PH 16	01-110-510591	PAYMENTS TO OTHER GOV ...	187.95
MAGNA WATER CO	02/07/2024	DFT0001129	HUNTER VILLAGE PH 17	01-110-510591	PAYMENTS TO OTHER GOV ...	704.83
MAGNA WATER CO	02/07/2024	DFT0001129	ORCHARDVIEW SUBDIV	01-110-510591	PAYMENTS TO OTHER GOV ...	291.33
MAGNA WATER CO	02/07/2024	DFT0001129	7200 WEST SEWER	01-110-510591	PAYMENTS TO OTHER GOV ...	56.39
<b>Vendor 3040 - MAGNA WATER CO Total:</b>						<b>2,011.11</b>
<b>Vendor: 5314 - MERIDIAN ENGINEERING</b>						
MERIDIAN ENGINEERING	02/05/2024	127804	23S:PLANT TOPOGRAPHY	01-340-510520	PROFESSIONAL CONSULTING ..	8,000.00
<b>Vendor 5314 - MERIDIAN ENGINEERING Total:</b>						<b>8,000.00</b>
<b>Vendor: 3127 - MICHAELSEN, RYAN D</b>						
MICHAELSEN, RYAN D	02/08/2024	10248	2024 BOOT REIMBURSEMENT	01-210-510490	SAFETY EXPENSE	150.00
<b>Vendor 3127 - MICHAELSEN, RYAN D Total:</b>						<b>150.00</b>
<b>Vendor: 3215 - MOUNTAIN VALLEY MECHANICAL</b>						
MOUNTAIN VALLEY MECHAN...	02/05/2024	127797	2023 4TH QTR HVAC MTN	01-360-510220	BUILDINGS & GROUNDS - SYS...	840.25
MOUNTAIN VALLEY MECHAN...	02/05/2024	127819	BUILDING B/THERMOSTAT R...	01-360-510220	BUILDINGS & GROUNDS - SYS...	247.50
<b>Vendor 3215 - MOUNTAIN VALLEY MECHANICAL Total:</b>						<b>1,087.75</b>

Paid Check Report					Payment Dates: 2/1/2024 - 2/29/2024	
Vendor Name	Payment Date	Payment Number	Description (Item)	Account Number	Account Name	Amount
<b>Vendor: 3225 - MOUNTAIN WEST TRUCK CENTER</b>						
MOUNTAIN WEST TRUCK CE...	02/05/2024	127820	Unit #20 - Air Brake Dash Val...	01-260-520210	REPAIR SUPPLIES - BLD/FLT ...	419.67
MOUNTAIN WEST TRUCK CE...	02/05/2024	127820	UNIT #20 - EGR temperature ...	01-260-520210	REPAIR SUPPLIES - BLD/FLT ...	102.17
MOUNTAIN WEST TRUCK CE...	02/05/2024	127820	UNIT #20 - Coolant Reservoir	01-260-520210	REPAIR SUPPLIES - BLD/FLT ...	325.00
MOUNTAIN WEST TRUCK CE...	02/14/2024	127886	UNIT #35-GENERATOR WATE...	01-260-520210	REPAIR SUPPLIES - BLD/FLT ...	421.66
MOUNTAIN WEST TRUCK CE...	02/14/2024	127886	Unit #26 - Coolant Fitting	01-260-520210	REPAIR SUPPLIES - BLD/FLT ...	33.58
MOUNTAIN WEST TRUCK CE...	02/14/2024	127886	UNIT#26 - PM Filters	01-260-520210	REPAIR SUPPLIES - BLD/FLT ...	223.71
MOUNTAIN WEST TRUCK CE...	02/28/2024	127930	UNIT #20-DIAGNOSTICS FOR ...	01-260-520210	REPAIR SUPPLIES - BLD/FLT ...	29.45
MOUNTAIN WEST TRUCK CE...	02/28/2024	127930	UNIT #20-DIAGNOSTICS FOR ...	01-260-520210	REPAIR SUPPLIES - BLD/FLT ...	500.00
MOUNTAIN WEST TRUCK CE...	02/28/2024	127930	UNIT #26-OEM TURBO, AND ...	01-260-520210	REPAIR SUPPLIES - BLD/FLT ...	7,458.46
MOUNTAIN WEST TRUCK CE...	02/28/2024	127930	UNIT #18-FILTERS AND FLUID...	01-260-520210	REPAIR SUPPLIES - BLD/FLT ...	465.97
MOUNTAIN WEST TRUCK CE...	02/28/2024	127930	UNIT #26 - OEM TURBO, AND...	01-260-520210	REPAIR SUPPLIES - BLD/FLT ...	-753.00
<b>Vendor 3225 - MOUNTAIN WEST TRUCK CENTER Total:</b>						<b>9,226.67</b>
<b>Vendor: 3210 - MOUNTAINLAND SUPPLY COMPANY</b>						
MOUNTAINLAND SUPPLY C...	02/07/2024	127851	520M MXUS	01-140-520210	REPAIR SUPPLIES - METER	10,180.37
MOUNTAINLAND SUPPLY C...	02/14/2024	127885	4" OMNI CHAMBERS	01-140-520210	REPAIR SUPPLIES - METER	2,125.91
MOUNTAINLAND SUPPLY C...	02/14/2024	127885	Big meter order for the year	01-140-520210	REPAIR SUPPLIES - METER	1,012.77
MOUNTAINLAND SUPPLY C...	02/14/2024	127885	Big meter order for the year	01-140-520210	REPAIR SUPPLIES - METER	213,923.73
MOUNTAINLAND SUPPLY C...	02/28/2024	127929	Omni 8' chamber	01-140-520210	REPAIR SUPPLIES - METER	2,512.82
MOUNTAINLAND SUPPLY C...	02/28/2024	127929	Big meter order for the year	01-140-520210	REPAIR SUPPLIES - METER	1,005.41
MOUNTAINLAND SUPPLY C...	02/28/2024	127929	Big meter order for the year	01-140-520210	REPAIR SUPPLIES - METER	33.01
MOUNTAINLAND SUPPLY C...	02/28/2024	127929	Expander nuts 3/4	01-140-520210	REPAIR SUPPLIES - METER	1,119.07
<b>Vendor 3210 - MOUNTAINLAND SUPPLY COMPANY Total:</b>						<b>231,913.09</b>
						<b>Meter Inventory Purchases</b>
<b>Vendor: 3234 - MULVEY ENTERPRISES LLC</b>						
MULVEY ENTERPRISES LLC	02/05/2024	127798	2023 RIGHT-OF-WAY AND P...	01-340-510520	PROFESSIONAL CONSULTING ..	7,495.00
<b>Vendor 3234 - MULVEY ENTERPRISES LLC Total:</b>						<b>7,495.00</b>
<b>Vendor: 3242 - NARTEH, VICTOR N</b>						
NARTEH, VICTOR N	02/15/2024	10251	TRANSPORT,MEALS/2024 UC...	01-340-510480	TRAINING & EDUCATION - E...	299.76
NARTEH, VICTOR N	02/21/2024	10255	LODGING/UCEA CONF 2024	01-340-510480	TRAINING & EDUCATION - E...	233.62
<b>Vendor 3242 - NARTEH, VICTOR N Total:</b>						<b>533.38</b>
<b>Vendor: 3272 - NELSON BROS CONSTRUCTION CO</b>						
NELSON BROS CONSTRUCTI...	02/07/2024	127841	RETENTION/20B - PMT NO 22..	01-000-210110	RETAINAGE	250,000.00
NELSON BROS CONSTRUCTI...	02/07/2024	127841	RETENTION/20B - PMT NO 22	01-000-210110	RETAINAGE	-594.11
NELSON BROS CONSTRUCTI...	02/07/2024	127841	PMT 22/20B:RUSHTON WTR ...	01-340-520920	INFRASTRUCTURE PURCHAS...	26,621.77
NELSON BROS CONSTRUCTI...	02/07/2024	127841	PMT 22/20B:RUSHTON WTR ...	01-340-520920	INFRASTRUCTURE PURCHAS...	11,882.00
<b>Vendor 3272 - NELSON BROS CONSTRUCTION CO Total:</b>						<b>287,909.66</b>
<b>Vendor: 5313 - NEWBOLD, RYAN</b>						
NEWBOLD, RYAN	02/06/2024	10246	2024 BOOT REIMBURSEMENT	01-210-510490	SAFETY EXPENSE	150.00
<b>Vendor 5313 - NEWBOLD, RYAN Total:</b>						<b>150.00</b>



## Paid Check Report

Payment Dates: 2/1/2024 - 2/29/2024

Vendor Name	Payment Date	Payment Number	Description (Item)	Account Number	Account Name	Amount
<b>Vendor: 3340 - NICKERSON COMPANY INC</b>						
NICKERSON COMPANY INC	02/05/2024	127821	Breeze booster pump #4 em...	01-350-520210	REPAIR SUPPLIES - OPERATOR	29,704.00
<b>Vendor 3340 - NICKERSON COMPANY INC Total:</b>						<b>29,704.00</b>
<b>Vendor: 3359 - NORTH FACE ROOFING</b>						
NORTH FACE ROOFING	02/12/2024	127859	RETENTION/23E - PMT NO 3-...	01-000-210110	RETAINAGE	8,400.00
NORTH FACE ROOFING	02/12/2024	127859	PMT 3/23E: Building A Reroof..	01-340-520920	INFRASTRUCTURE PURCHAS...	76.60
NORTH FACE ROOFING	02/12/2024	127859	PMT 3/23E: Building A Reroof	01-340-520920	INFRASTRUCTURE PURCHAS...	9,112.00
<b>Vendor 3359 - NORTH FACE ROOFING Total:</b>						<b>17,588.60</b>
<b>Vendor: 3375 - OCCUPATIONAL HEALTH CENTERS</b>						
OCCUPATIONAL HEALTH CEN...	02/05/2024	127822	PRE-EMP SCREENING	01-110-510520	PROFESSIONAL CONSULTING ..	86.00
OCCUPATIONAL HEALTH CEN...	02/14/2024	127887	PRE-EMP SCREENING	01-110-510520	PROFESSIONAL CONSULTING ..	126.00
OCCUPATIONAL HEALTH CEN...	02/28/2024	127931	PRE-EMP SCREENING	01-110-510520	PROFESSIONAL CONSULTING ..	240.00
<b>Vendor 3375 - OCCUPATIONAL HEALTH CENTERS Total:</b>						<b>452.00</b>
<b>Vendor: 3389.5 - OPTICARE VISION SERVICES</b>						
OPTICARE VISION SERVICES	02/05/2024	127823	JAN 2024 OPTICARE ADJ-EMP..	01-000-220500	HEALTH INSURANCE PAYABLE	7.88
OPTICARE VISION SERVICES	02/05/2024	127823	JAN 2024 OPTICARE ADJ-EMP..	01-000-220500	HEALTH INSURANCE PAYABLE	-3.94
OPTICARE VISION SERVICES	02/05/2024	127823	JAN 2024 OPTICARE ADJ-EMP..	01-000-220500	HEALTH INSURANCE PAYABLE	65.01
OPTICARE VISION SERVICES	02/05/2024	127823	JAN 2024 OPTICARE ADJ/RO...	01-110-500130	HEALTH INSURANCE - MGMT	0.23
OPTICARE VISION SERVICES	02/05/2024	127823	JAN 2024 OPTICARE ADJ-EMP..	01-240-500130	HEALTH INSURANCE - WW ...	-3.94
OPTICARE VISION SERVICES	02/05/2024	127823	OPTICARE VISION INS	01-000-220500	HEALTH INSURANCE PAYABLE	321.59
OPTICARE VISION SERVICES	02/05/2024	127823	OPTICARE VISION INS	01-000-220500	HEALTH INSURANCE PAYABLE	313.71
OPTICARE VISION SERVICES	02/20/2024	127908	FEB 2024 OPTICARE ADJ-EMP..	01-000-220500	HEALTH INSURANCE PAYABLE	-21.66
OPTICARE VISION SERVICES	02/20/2024	127908	FEB 2024 OPTICARE ADJ/RO...	01-110-500130	HEALTH INSURANCE - MGMT	0.23
OPTICARE VISION SERVICES	02/20/2024	127908	OPTICARE VISION INS	01-000-220500	HEALTH INSURANCE PAYABLE	313.71
OPTICARE VISION SERVICES	02/20/2024	127908	OPTICARE VISION INS	01-000-220500	HEALTH INSURANCE PAYABLE	335.37
<b>Vendor 3389.5 - OPTICARE VISION SERVICES Total:</b>						<b>1,328.19</b>
<b>Vendor: 3401 - OWEN EQUIPMENT COMPANY</b>						
OWEN EQUIPMENT COMPA...	02/20/2024	127909	Ripsaw cutting tip	01-220-520240	TOOLS & SUPPLIES - WTR R&R	305.00
OWEN EQUIPMENT COMPA...	02/28/2024	127932	Unit #04 - Wireless Receiver	01-260-520210	REPAIR SUPPLIES - BLD/FLT ...	1,220.47
<b>Vendor 3401 - OWEN EQUIPMENT COMPANY Total:</b>						<b>1,525.47</b>
<b>Vendor: 3403 - PACE ANALYTICAL SERVICES, LLC</b>						
PACE ANALYTICAL SERVICES, ...	02/14/2024	127888	Pace Analytics UCMR 5 sampl...	01-231-530270	WATER TESTING FEES	2,898.00
PACE ANALYTICAL SERVICES, ...	02/14/2024	127888	Pace Analytics UCMR 5 sampl...	01-231-530270	WATER TESTING FEES	1,558.00
<b>Vendor 3403 - PACE ANALYTICAL SERVICES, LLC Total:</b>						<b>4,456.00</b>
<b>Vendor: 3404 - PACE, JOSHUA</b>						
PACE, JOSHUA	02/21/2024	10256	MILEAGE,MEALS/RWAU CONF	01-220-510480	TRAINING & EDUCATION - W...	451.76
<b>Vendor 3404 - PACE, JOSHUA Total:</b>						<b>451.76</b>
<b>Vendor: 5221 - PEAK ALARM COMPANY, INC.</b>						
PEAK ALARM COMPANY, INC.	02/05/2024	127836	EXCESSIVE C S ACTIVITY	01-360-510220	BUILDINGS & GROUNDS - SYS...	5.00
PEAK ALARM COMPANY, INC.	02/28/2024	127941	Annual security monitoring a...	01-360-510220	BUILDINGS & GROUNDS - SYS...	972.00
<b>Vendor 5221 - PEAK ALARM COMPANY, INC. Total:</b>						<b>977.00</b>

## Paid Check Report

Payment Dates: 2/1/2024 - 2/29/2024

Vendor Name	Payment Date	Payment Number	Description (Item)	Account Number	Account Name	Amount
<b>Vendor: 3466 - PERRY, RYAN</b>						
PERRY, RYAN	02/21/2024	10257	MILEAGE,MEALS/RWAU CONF	01-231-510480	TRAINING & EDUCATION - W...	451.76
<b>Vendor 3466 - PERRY, RYAN Total:</b>						<b>451.76</b>
<b>Vendor: 5157 - Emp #135</b>						
Emp #135	02/05/2024	127834	REPLACE EMP #135 PR CK 02...	01-340-500010	SALARIES & WAGES - ENG	1,761.51
<b>Vendor 5157 - Emp #135 Total:</b>						<b>1,761.51</b>
<b>Vendor: 3481 - PITNEY BOWES RESERVE ACCOUNT</b>						
PITNEY BOWES RESERVE AC...	02/05/2024	127824	POSTAGE MACHINE REFILL	01-130-510420	POSTAGE & MAILING	450.00
<b>Vendor 3481 - PITNEY BOWES RESERVE ACCOUNT Total:</b>						<b>450.00</b>
<b>Vendor: 3657 - READY MADE CONCRETE</b>						
READY MADE CONCRETE	02/14/2024	127890	Cement for January Water Sy...	01-220-520210	REPAIR SUPPLIES - WTR R&R	1,587.00
<b>Vendor 3657 - READY MADE CONCRETE Total:</b>						<b>1,587.00</b>
<b>Vendor: 3747 - ROCKY MTN POWER</b>						
ROCKY MTN POWER	02/05/2024	127799	DEC 2023 POWER	01-110-510460	UTILITIES - MGMT	3,693.47
ROCKY MTN POWER	02/05/2024	127799	DEC 2023 POWER	01-230-510460	UTILITIES - WTR	18,584.20
ROCKY MTN POWER	02/05/2024	127799	DEC 2023 POWER	01-240-510460	UTILITIES - WW	17,518.64
ROCKY MTN POWER	02/28/2024	127933	JAN 2024 POWER	01-110-510460	UTILITIES - MGMT	3,445.73
ROCKY MTN POWER	02/28/2024	127933	JAN 2024 POWER	01-230-510460	UTILITIES - WTR	31,124.05
ROCKY MTN POWER	02/28/2024	127933	JAN 2024 POWER	01-240-510460	UTILITIES - WW	14,999.67
<b>Vendor 3747 - ROCKY MTN POWER Total:</b>						<b>89,365.76</b>
<b>Vendor: 3792 - ROYCE INDUSTRIES LC</b>						
ROYCE INDUSTRIES LC	02/28/2024	127934	CAR WASH-SOAP FOR CAR ...	01-260-510230	VEHICLE FUEL - BLD/FLT MAI...	565.00
<b>Vendor 3792 - ROYCE INDUSTRIES LC Total:</b>						<b>565.00</b>
<b>Vendor: 3850 - SALT LAKE CEMENT CUTTING</b>						
SALT LAKE CEMENT CUTTING	02/05/2024	127800	Cement Cutting for Decembe...	01-220-520210	REPAIR SUPPLIES - WTR R&R	180.00
SALT LAKE CEMENT CUTTING	02/05/2024	127800	Cement Cutting for Decembe...	01-220-520210	REPAIR SUPPLIES - WTR R&R	180.00
SALT LAKE CEMENT CUTTING	02/20/2024	DFT0001150	Cement Cutting for January ...	01-220-520210	REPAIR SUPPLIES - WTR R&R	200.00
SALT LAKE CEMENT CUTTING	02/20/2024	DFT0001150	Cement Cutting for January ...	01-220-520210	REPAIR SUPPLIES - WTR R&R	200.00
SALT LAKE CEMENT CUTTING	02/20/2024	DFT0001150	Cement Cutting for January ...	01-220-520210	REPAIR SUPPLIES - WTR R&R	200.00
<b>Vendor 3850 - SALT LAKE CEMENT CUTTING Total:</b>						<b>960.00</b>
<b>Vendor: 2444 - SALT LAKE VALLEY CHEVROLET</b>						
SALT LAKE VALLEY CHEVROL...	02/05/2024	127816	UNIT #27 - Transmission Kit &...	01-260-520210	REPAIR SUPPLIES - BLD/FLT ...	130.93
SALT LAKE VALLEY CHEVROL...	02/28/2024	127923	UNIT #2-RADIATOR, TRANS ...	01-260-520210	REPAIR SUPPLIES - BLD/FLT ...	529.64
SALT LAKE VALLEY CHEVROL...	02/28/2024	127923	UNIT #2-RADIATOR, TRANS ...	01-260-520210	REPAIR SUPPLIES - BLD/FLT ...	66.45
SALT LAKE VALLEY CHEVROL...	02/28/2024	127923	UNIT #59-VALVE COVER GAS...	01-260-520210	REPAIR SUPPLIES - BLD/FLT ...	13.20
SALT LAKE VALLEY CHEVROL...	02/28/2024	127923	UNIT #59-HIGH PRESSURE F...	01-260-520210	REPAIR SUPPLIES - BLD/FLT ...	347.60
SALT LAKE VALLEY CHEVROL...	02/28/2024	127923	Unit #37- Throttle Body	01-260-520210	REPAIR SUPPLIES - BLD/FLT ...	155.51
SALT LAKE VALLEY CHEVROL...	02/28/2024	127923	UNIT #5 - CV Axle Seal and H...	01-260-520210	REPAIR SUPPLIES - BLD/FLT ...	39.89
<b>Vendor 2444 - SALT LAKE VALLEY CHEVROLET Total:</b>						<b>1,283.22</b>

## Paid Check Report

Payment Dates: 2/1/2024 - 2/29/2024

Vendor Name	Payment Date	Payment Number	Description (Item)	Account Number	Account Name	Amount
<b>Vendor: 3890 - SALT LAKE VALLEY LANDFILL</b>						
SALT LAKE VALLEY LANDFILL	02/14/2024	127891	CLEAN FILL/LANDFILL	01-220-520210	REPAIR SUPPLIES - WTR R&R	2,709.66
<b>Vendor 3890 - SALT LAKE VALLEY LANDFILL Total:</b>						<b>2,709.66</b>
<b>Vendor: 3950 - SELECTHEALTH</b>						
SELECTHEALTH	02/05/2024	127825	RETIREE HEALTH INS	01-110-500130	HEALTH INSURANCE - MGMT	14,711.30
SELECTHEALTH	02/05/2024	127825	FEB 2024 EMP ADJUSTMENT...	01-110-500130	HEALTH INSURANCE - MGMT	-1,869.10
SELECTHEALTH	02/05/2024	127825	FEB 2024 EMP ADJ - EMP #2...	01-120-500130	HEALTH INSURANCE - HR	-119.60
SELECTHEALTH	02/05/2024	127825	FEB 2024 EMP ADJ-EMP #40,...	01-130-500130	HEALTH INSURANCE - CUST S...	-2,219.00
SELECTHEALTH	02/05/2024	127825	FEB 2024 EMP ADJ-#57,163,...	01-140-500130	HEALTH INSURANCE - METERS	-1,519.20
SELECTHEALTH	02/05/2024	127825	NEW EMPLOYEE HEALTH INS...	01-140-500130	HEALTH INSURANCE - METERS	-719.40
SELECTHEALTH	02/05/2024	127825	NEW EMPLOYEE HEALTH INS...	01-220-500130	HEALTH INSURANCE - WTR ...	720.40
SELECTHEALTH	02/05/2024	127825	TERM EMPLOYEE HEALTH INS...	01-220-500130	HEALTH INSURANCE - WTR ...	-1,078.10
SELECTHEALTH	02/05/2024	127825	F 24 ADJ-23,54,114,137,153,...	01-220-500130	HEALTH INSURANCE - WTR ...	-3,388.30
SELECTHEALTH	02/05/2024	127825	NEW EMPLOYEE HEALTH INS...	01-230-500130	HEALTH INSURANCE - WTR ...	720.40
SELECTHEALTH	02/05/2024	127825	FEB 2024 EMP ADJ-#21,28,52...	01-230-500130	HEALTH INSURANCE - WTR ...	-2,568.90
SELECTHEALTH	02/05/2024	127825	FEB 2024 EMP ADJ-#7,48,85,...	01-230-500130	HEALTH INSURANCE - WTR ...	-1,399.60
SELECTHEALTH	02/05/2024	127825	FEB 2024 EMP ADJ-#72,165	01-231-500130	HEALTH INSURANCE - WTR Q...	-699.80
SELECTHEALTH	02/05/2024	127825	TERM EMPLOYEE HEALTH INS...	01-231-500130	HEALTH INSURANCE - WTR Q...	-1,751.30
SELECTHEALTH	02/05/2024	127825	TERM EMPLOYEE HEALTH INS...	01-240-500130	HEALTH INSURANCE - WW ...	-719.40
SELECTHEALTH	02/05/2024	127825	FEB 2024 EMP ADJ-#212,215...	01-260-500130	HEALTH INSURANCE - BLD/FL...	-819.40
SELECTHEALTH	02/05/2024	127825	FEB 2024 EMP ADJ-#113	01-320-500130	HEALTH INSURANCE - SURV/...	-119.60
SELECTHEALTH	02/05/2024	127825	FEB 2024 EMP ADJ-#5,11,64,...	01-330-500130	HEALTH INSURANCE - BLUE S...	-1,399.60
SELECTHEALTH	02/05/2024	127825	FEB 2024 EMP ADJ-#135,156...	01-340-500130	HEALTH INSURANCE - ENG	-1,049.70
SELECTHEALTH	02/05/2024	127825	F 24 ADJ-#65,81,109,158,184...	01-350-500130	HEALTH INSURANCE - OPERA...	-3,149.10
SELECTHEALTH	02/05/2024	127825	FEB 2024 EMP ADJ-#83,101,...	01-360-500130	HEALTH INSURANCE - SYS A...	-819.40
SELECTHEALTH	02/05/2024	127825	HEALTH INS FAM. SELECT M...	01-000-220500	HEALTH INSURANCE PAYABLE	59,827.20
SELECTHEALTH	02/05/2024	127825	SINGLE SELECT MED	01-000-220500	HEALTH INSURANCE PAYABLE	5,021.80
SELECTHEALTH	02/05/2024	127825	HEALTH INS FAM. SELECT M...	01-000-220500	HEALTH INSURANCE PAYABLE	79,885.50
SELECTHEALTH	02/05/2024	127825	SINGLE SELECT MED	01-000-220500	HEALTH INSURANCE PAYABLE	6,602.50
<b>Vendor 3950 - SELECTHEALTH Total:</b>						<b>142,080.60</b>
<b>Vendor: 3952 - SEMI SERVICE INC</b>						
SEMI SERVICE INC	02/05/2024	127826	BUMPER MARKER SIGHT RO...	01-260-520210	REPAIR SUPPLIES - BLD/FLT ...	35.00
SEMI SERVICE INC	02/28/2024	127935	UNIT #32 - 12 volt solenoid f...	01-260-520210	REPAIR SUPPLIES - BLD/FLT ...	46.90
<b>Vendor 3952 - SEMI SERVICE INC Total:</b>						<b>81.90</b>
<b>Vendor: 4060 - SKYLINE ELECTRIC COMPANY</b>						
SKYLINE ELECTRIC COMPANY	02/14/2024	127892	Pleasant Valley Pump #1 Eme...	01-350-520210	REPAIR SUPPLIES - OPERATOR	4,850.00
<b>Vendor 4060 - SKYLINE ELECTRIC COMPANY Total:</b>						<b>4,850.00</b>
<b>Vendor: 4100 - SNAP-ON INDUSTRIAL DIV OF IDSC HOLDINGS LLC</b>						
SNAP-ON INDUSTRIAL DIV OF...	02/14/2024	127893	SHOP/PLIER, WRENCH	01-260-520240	TOOLS & SUPPLIES - BLD/FLT...	51.08
SNAP-ON INDUSTRIAL DIV OF...	02/14/2024	127893	SHOP/PLIER, WRENCH	01-260-520240	TOOLS & SUPPLIES - BLD/FLT...	46.04
<b>Vendor 4100 - SNAP-ON INDUSTRIAL DIV OF IDSC HOLDINGS LLC Total:</b>						<b>97.12</b>

## Paid Check Report

Payment Dates: 2/1/2024 - 2/29/2024

Vendor Name	Payment Date	Payment Number	Description (Item)	Account Number	Account Name	Amount
<b>Vendor: 5278 - SOUTHERN TIRE MART LLC</b>						
SOUTHERN TIRE MART LLC	02/05/2024	127837	FLAT TIRE REPAIR. LOOSE D...	01-260-520210	REPAIR SUPPLIES - BLD/FLT ...	50.00
SOUTHERN TIRE MART LLC	02/05/2024	127837	UNIT #8- SNOW TIRES.	01-260-520210	REPAIR SUPPLIES - BLD/FLT ...	481.44
SOUTHERN TIRE MART LLC	02/28/2024	127943	UNIT #59-TIRE REPLACEMENT	01-260-520210	REPAIR SUPPLIES - BLD/FLT ...	313.30
SOUTHERN TIRE MART LLC	02/28/2024	127943	Unit # 53 tires	01-260-520210	REPAIR SUPPLIES - BLD/FLT ...	739.64
<b>Vendor 5278 - SOUTHERN TIRE MART LLC Total:</b>						<b>1,584.38</b>
<b>Vendor: 4238 - STEP SAVER INC</b>						
STEP SAVER INC	02/05/2024	127827	WELL #12/SALT	01-350-530260	WATER TREATMENT CHEMI...	1,189.31
<b>Vendor 4238 - STEP SAVER INC Total:</b>						<b>1,189.31</b>
<b>Vendor: 5238 - STOUT BUILDING CONTRACTORS LLC</b>						
STOUT BUILDING CONTRACT...	02/28/2024	127942	STOUT BUILDING CONTRACT...	01-000-430990	MISC INCOME	1,189.39
<b>Vendor 5238 - STOUT BUILDING CONTRACTORS LLC Total:</b>						<b>1,189.39</b>
<b>Vendor: 4281 - SUNRISE ENGINEERING, INC.</b>						
SUNRISE ENGINEERING, INC.	02/14/2024	127894	23C Well no.1 Chlorinator - C...	01-340-520920	INFRASTRUCTURE PURCHAS...	507.50
<b>Vendor 4281 - SUNRISE ENGINEERING, INC. Total:</b>						<b>507.50</b>
<b>Vendor: 4320 - TAYLORSVILLE-BENNION IMP DISTRICT</b>						
TAYLORSVILLE-BENNION IMP...	02/05/2024	127828	2023 PROPERTY TAX SHARIN...	01-110-510591	PAYMENTS TO OTHER GOV ...	8,002.43
<b>Vendor 4320 - TAYLORSVILLE-BENNION IMP DISTRICT Total:</b>						<b>8,002.43</b>
<b>Vendor: 4350 - THE DATA CENTER</b>						
THE DATA CENTER	02/05/2024	127801	DEC 2023 FULL SRVC PRINTI...	01-130-510420	POSTAGE & MAILING	2,815.61
THE DATA CENTER	02/05/2024	127801	DEC 2023 POSTAGE & HANDL...	01-130-510420	POSTAGE & MAILING	9,767.03
THE DATA CENTER	02/14/2024	127895	Printing and Mailing monthly...	01-130-510420	POSTAGE & MAILING	2,816.63
THE DATA CENTER	02/14/2024	127895	Printing and Mailing monthly...	01-130-510420	POSTAGE & MAILING	9,856.49
<b>Vendor 4350 - THE DATA CENTER Total:</b>						<b>25,255.76</b>
<b>Vendor: 4405 - THOMAS PETROLEUM</b>						
THOMAS PETROLEUM	02/28/2024	127936	FUEL SURCHARGE/EXCISE TAX	01-260-510230	VEHICLE FUEL - BLD/FLT MAI...	483.43
THOMAS PETROLEUM	02/28/2024	127936	1,500 GALLONS FUEL FOR FU...	01-260-510230	VEHICLE FUEL - BLD/FLT MAI...	3,625.32
THOMAS PETROLEUM	02/28/2024	127936	FUEL SURCHARGE/EXCISE TAX	01-260-510230	VEHICLE FUEL - BLD/FLT MAI...	286.51
THOMAS PETROLEUM	02/28/2024	127936	Diesel Fuel for the Plant	01-260-510230	VEHICLE FUEL - BLD/FLT MAI...	2,351.97
<b>Vendor 4405 - THOMAS PETROLEUM Total:</b>						<b>6,747.23</b>
<b>Vendor: 4454 - TRAFFIC SAFETY RENTALS</b>						
TRAFFIC SAFETY RENTALS	02/14/2024	127896	Traffic Sign Rentals for Janua...	01-220-520210	REPAIR SUPPLIES - WTR R&R	1,077.57
<b>Vendor 4454 - TRAFFIC SAFETY RENTALS Total:</b>						<b>1,077.57</b>
<b>Vendor: 5213 - TRUCKPRO HOLDING COMPANY</b>						
TRUCKPRO HOLDING COMP...	02/05/2024	127835	UNIT #29 - (3) new batteries	01-260-520210	REPAIR SUPPLIES - BLD/FLT ...	540.60
TRUCKPRO HOLDING COMP...	02/05/2024	127835	UNIT #29 - (3) new batteries	01-260-520210	REPAIR SUPPLIES - BLD/FLT ...	-135.00
<b>Vendor 5213 - TRUCKPRO HOLDING COMPANY Total:</b>						<b>405.60</b>
<b>Vendor: 4479 - TYLER TECHNOLOGIES</b>						
TYLER TECHNOLOGIES	02/05/2024	127829	PROJECT MGMT INSTALLED ...	01-360-510440	COMPUTER SUPPLIES/EQUI...	250.00
<b>Vendor 4479 - TYLER TECHNOLOGIES Total:</b>						<b>250.00</b>

## Paid Check Report

Payment Dates: 2/1/2024 - 2/29/2024

Vendor Name	Payment Date	Payment Number	Description (Item)	Account Number	Account Name	Amount
<b>Vendor: 4510 - UNITED PARCEL SERVICE</b>						
UNITED PARCEL SERVICE	02/05/2024	DFT0001122	SHIPPING/WTR QLTY	01-231-530270	WATER TESTING FEES	50.65
UNITED PARCEL SERVICE	02/07/2024	DFT0001130	SHIPPING/METER WARRANTY..	01-140-520210	REPAIR SUPPLIES - METER	219.82
UNITED PARCEL SERVICE	02/28/2024	DFT0001169	SHIPPING/WTR QLTY	01-231-530270	WATER TESTING FEES	28.29
<b>Vendor 4510 - UNITED PARCEL SERVICE Total:</b>						<b>298.76</b>
<b>Vendor: 3510 - US POSTAL SERVICE</b>						
US POSTAL SERVICE	02/14/2024	127889	BOX #701110/2024 ANNUAL ...	01-130-510420	POSTAGE & MAILING	610.00
<b>Vendor 3510 - US POSTAL SERVICE Total:</b>						<b>610.00</b>
<b>Vendor: 0001 - US TREASURY</b>						
US TREASURY	02/01/2024	DFT0001117	MEDICARE WITHHOLDING	01-000-230100	FEDERAL W/H & MEDICARE ...	6,377.94
US TREASURY	02/01/2024	DFT0001118	FEDERAL WITHHOLDING	01-000-230100	FEDERAL W/H & MEDICARE ...	16,456.89
US TREASURY	02/15/2024	DFT0001146	MEDICARE WITHHOLDING	01-000-230100	FEDERAL W/H & MEDICARE ...	6,287.54
US TREASURY	02/15/2024	DFT0001147	FEDERAL WITHHOLDING	01-000-230100	FEDERAL W/H & MEDICARE ...	15,924.51
US TREASURY	02/29/2024	DFT0001166	MEDICARE WITHHOLDING	01-000-230100	FEDERAL W/H & MEDICARE ...	6,562.16
US TREASURY	02/29/2024	DFT0001167	FEDERAL WITHHOLDING	01-000-230100	FEDERAL W/H & MEDICARE ...	17,357.59
<b>Vendor 0001 - US TREASURY Total:</b>						<b>68,966.63</b>
<b>Vendor: 5189 - UTAH CONSTRUCTION SPECIALISTS</b>						
UTAH CONSTRUCTION SPECI...	02/14/2024	127899	UTAH CONSTRUCTION SPECI...	01-000-430990	MISC INCOME	258.12
<b>Vendor 5189 - UTAH CONSTRUCTION SPECIALISTS Total:</b>						<b>258.12</b>
<b>Vendor: 4596 - UTAH DEPT WORKFORCE SERVICES</b>						
UTAH DEPT WORKFORCE SE...	02/07/2024	127852	R 6-910392-0/JAN 2024	01-110-500180	STATE UNEMPLOYMENT - M...	618.54
<b>Vendor 4596 - UTAH DEPT WORKFORCE SERVICES Total:</b>						<b>618.54</b>
<b>Vendor: 4640 - UTAH RETIREMENT SYSTEMS</b>						
UTAH RETIREMENT SYSTEMS	02/01/2024	DFT0001098	TIER 2 DEFINED CONTRIBUTI...	01-000-220400	RETIREMENT CONTRIB PAYA...	1,408.13
UTAH RETIREMENT SYSTEMS	02/01/2024	DFT0001099	TIER 2 HYBRID CONTRIBUTI...	01-000-220400	RETIREMENT CONTRIB PAYA...	13,992.94
UTAH RETIREMENT SYSTEMS	02/01/2024	DFT0001100	457 CONTRIBUTION %	01-000-220400	RETIREMENT CONTRIB PAYA...	172.55
UTAH RETIREMENT SYSTEMS	02/01/2024	DFT0001101	457 CONTRIB - BOARD	01-000-220400	RETIREMENT CONTRIB PAYA...	51.67
UTAH RETIREMENT SYSTEMS	02/01/2024	DFT0001102	457 CONTRIB - TIER 2	01-000-220400	RETIREMENT CONTRIB PAYA...	51.67
UTAH RETIREMENT SYSTEMS	02/01/2024	DFT0001104	401(K) \$ TIER 2 EMP CONTRIB	01-000-220400	RETIREMENT CONTRIB PAYA...	40.00
UTAH RETIREMENT SYSTEMS	02/01/2024	DFT0001105	401(K) CONTRIB - BOARD	01-000-220400	RETIREMENT CONTRIB PAYA...	79.21
UTAH RETIREMENT SYSTEMS	02/01/2024	DFT0001107	TIER 2 DC 401K	01-000-220400	RETIREMENT CONTRIB PAYA...	2,321.68
UTAH RETIREMENT SYSTEMS	02/01/2024	DFT0001109	TIER 2 HYBRID 401K	01-000-220400	RETIREMENT CONTRIB PAYA...	157.33
UTAH RETIREMENT SYSTEMS	02/01/2024	DFT0001112	POST RET AMORTIZATION	01-000-220400	RETIREMENT CONTRIB PAYA...	-27.54
UTAH RETIREMENT SYSTEMS	02/01/2024	DFT0001113	TIER 2 ROTH IRA CONTRIB A...	01-000-220400	RETIREMENT CONTRIB PAYA...	340.00
UTAH RETIREMENT SYSTEMS	02/01/2024	DFT0001114	ROTH IRA CONTRIBUTION A...	01-000-220400	RETIREMENT CONTRIB PAYA...	430.00
UTAH RETIREMENT SYSTEMS	02/01/2024	DFT0001115	TIER 2 - 457 CONTRIB	01-000-220400	RETIREMENT CONTRIB PAYA...	5.00
UTAH RETIREMENT SYSTEMS	02/01/2024	DFT0001116	UT STATE RET CONTRIBUTION	01-000-220400	RETIREMENT CONTRIB PAYA...	19,998.76
UTAH RETIREMENT SYSTEMS	02/15/2024	DFT0001131	TIER 2 DEFINED CONTRIBUTI...	01-000-220400	RETIREMENT CONTRIB PAYA...	1,424.07
UTAH RETIREMENT SYSTEMS	02/15/2024	DFT0001132	TIER 2 HYBRID CONTRIBUTI...	01-000-220400	RETIREMENT CONTRIB PAYA...	13,905.98
UTAH RETIREMENT SYSTEMS	02/15/2024	DFT0001133	457 CONTRIBUTION %	01-000-220400	RETIREMENT CONTRIB PAYA...	172.02
UTAH RETIREMENT SYSTEMS	02/15/2024	DFT0001135	401(K) \$ TIER 2 EMP CONTRIB	01-000-220400	RETIREMENT CONTRIB PAYA...	40.00
UTAH RETIREMENT SYSTEMS	02/15/2024	DFT0001137	TIER 2 DC 401K	01-000-220400	RETIREMENT CONTRIB PAYA...	2,345.12

Paid Check Report

Payment Dates: 2/1/2024 - 2/29/2024

Vendor Name	Payment Date	Payment Number	Description (Item)	Account Number	Account Name	Amount
UTAH RETIREMENT SYSTEMS	02/15/2024	DFT0001139	TIER 2 HYBRID 401K	01-000-220400	RETIREMENT CONTRIB PAYA...	156.36
UTAH RETIREMENT SYSTEMS	02/15/2024	DFT0001142	TIER 2 ROTH IRA CONTRIB A...	01-000-220400	RETIREMENT CONTRIB PAYA...	540.00
UTAH RETIREMENT SYSTEMS	02/15/2024	DFT0001143	ROTH IRA CONTRIBUTION A...	01-000-220400	RETIREMENT CONTRIB PAYA...	430.00
UTAH RETIREMENT SYSTEMS	02/15/2024	DFT0001144	TIER 2 - 457 CONTRIB	01-000-220400	RETIREMENT CONTRIB PAYA...	5.00
UTAH RETIREMENT SYSTEMS	02/15/2024	DFT0001145	UT STATE RET CONTRIBUTION	01-000-220400	RETIREMENT CONTRIB PAYA...	19,656.09
UTAH RETIREMENT SYSTEMS	02/29/2024	DFT0001151	TIER 2 DEFINED CONTRIBUTI...	01-000-220400	RETIREMENT CONTRIB PAYA...	1,462.27
UTAH RETIREMENT SYSTEMS	02/29/2024	DFT0001152	TIER 2 HYBRID CONTRIBUTI...	01-000-220400	RETIREMENT CONTRIB PAYA...	15,240.29
UTAH RETIREMENT SYSTEMS	02/29/2024	DFT0001153	457 CONTRIBUTION %	01-000-220400	RETIREMENT CONTRIB PAYA...	172.25
UTAH RETIREMENT SYSTEMS	02/29/2024	DFT0001155	401(K) \$ TIER 2 EMP CONTRIB	01-000-220400	RETIREMENT CONTRIB PAYA...	40.00
UTAH RETIREMENT SYSTEMS	02/29/2024	DFT0001157	TIER 2 DC 401K	01-000-220400	RETIREMENT CONTRIB PAYA...	2,406.68
UTAH RETIREMENT SYSTEMS	02/29/2024	DFT0001159	TIER 2 HYBRID 401K	01-000-220400	RETIREMENT CONTRIB PAYA...	171.35
UTAH RETIREMENT SYSTEMS	02/29/2024	DFT0001162	TIER 2 ROTH IRA CONTRIB A...	01-000-220400	RETIREMENT CONTRIB PAYA...	540.00
UTAH RETIREMENT SYSTEMS	02/29/2024	DFT0001163	ROTH IRA CONTRIBUTION A...	01-000-220400	RETIREMENT CONTRIB PAYA...	430.00
UTAH RETIREMENT SYSTEMS	02/29/2024	DFT0001164	TIER 2 - 457 CONTRIB	01-000-220400	RETIREMENT CONTRIB PAYA...	5.00
UTAH RETIREMENT SYSTEMS	02/29/2024	DFT0001165	UT STATE RET CONTRIBUTION	01-000-220400	RETIREMENT CONTRIB PAYA...	19,763.14
Vendor 4640 - UTAH RETIREMENT SYSTEMS Total:						117,927.02
Vendor: 4657 - UTAH TAP MASTER						
UTAH TAP MASTER	02/20/2024	127910	6" Inserta Valve Pioneer Hosp..	01-340-520920	INFRASTRUCTURE PURCHAS...	8,054.00
Vendor 4657 - UTAH TAP MASTER Total:						8,054.00
Vendor: 4693 - UTOPIA						
UTOPIA	02/07/2024	127853	FEB 2024 FIBER OPTICS	01-360-510470	TELEPHONE	1,322.00
Vendor 4693 - UTOPIA Total:						1,322.00
Vendor: 5136 - VANCON INC						
VANCON INC	02/28/2024	127940	20D Kent Booster PS Constru...	01-340-520920	INFRASTRUCTURE PURCHAS...	747,124.75
VANCON INC	02/28/2024	127940	RETENTION/20D - PMT NO 11	01-000-210110	RETAINAGE	-37,356.25
Vendor 5136 - VANCON INC Total:						709,768.50
Vendor: 4704 - VERIZON WIRELESS						
VERIZON WIRELESS	02/28/2024	DFT0001170	JAN 2024 WIRELESS SERVICES	01-360-510470	TELEPHONE	1,259.02
Vendor 4704 - VERIZON WIRELESS Total:						1,259.02
Vendor: 5150 - VINCENT, CAMRON						
VINCENT, CAMRON	02/21/2024	10258	2024 SAFETY BOOT REIMBUR...	01-210-510490	SAFETY EXPENSE	150.00
VINCENT, CAMRON	02/21/2024	10258	MILEAGE,MEALS/RWAU CONF	01-220-510480	TRAINING & EDUCATION - W...	451.76
Vendor 5150 - VINCENT, CAMRON Total:						601.76
Vendor: 4698 - VLCM						
VLCM	02/05/2024	127830	Sophos XGS 2100 firewall pur...	01-360-510440	COMPUTER SUPPLIES/EQUI...	8,039.98
VLCM	02/05/2024	127830	Data backup - local and cloud	01-360-510440	COMPUTER SUPPLIES/EQUI...	21,345.01
VLCM	02/28/2024	127937	Microsoft 365 subscription r...	01-360-510440	COMPUTER SUPPLIES/EQUI...	13,509.00
Vendor 4698 - VLCM Total:						42,893.99
Vendor: 5178 - VOYA RETIREMENT INSURANCE AND ANNUITY COMPANY						Various Software License Renewals
VOYA RETIREMENT INSURAN...	02/01/2024	DFT0001103	401(K) CONTRIBUTIONS	01-000-220400	RETIREMENT CONTRIB PAYA...	27,535.50
VOYA RETIREMENT INSURAN...	02/01/2024	DFT0001106	ROTH 401(K) CONTRIBUTIONS	01-000-220400	RETIREMENT CONTRIB PAYA...	2,815.17

**Paid Check Report**

**Payment Dates: 2/1/2024 - 2/29/2024**

Vendor Name	Payment Date	Payment Number	Description (Item)	Account Number	Account Name	Amount
VOYA RETIREMENT INSURAN...	02/01/2024	DFT0001110	401(K) LOAN PAYMENT	01-000-220400	RETIREMENT CONTRIB PAYA...	1,401.06
VOYA RETIREMENT INSURAN...	02/01/2024	DFT0001111	401(K) LOAN PAYMENT	01-000-220400	RETIREMENT CONTRIB PAYA...	362.00
VOYA RETIREMENT INSURAN...	02/15/2024	DFT0001134	401(K) CONTRIBUTIONS	01-000-220400	RETIREMENT CONTRIB PAYA...	27,067.78
VOYA RETIREMENT INSURAN...	02/15/2024	DFT0001136	ROTH 401(K) CONTRIBUTIONS	01-000-220400	RETIREMENT CONTRIB PAYA...	2,783.53
VOYA RETIREMENT INSURAN...	02/15/2024	DFT0001140	401(K) LOAN PAYMENT	01-000-220400	RETIREMENT CONTRIB PAYA...	1,401.06
VOYA RETIREMENT INSURAN...	02/15/2024	DFT0001141	401(K) LOAN PAYMENT	01-000-220400	RETIREMENT CONTRIB PAYA...	362.00
VOYA RETIREMENT INSURAN...	02/29/2024	DFT0001154	401(K) CONTRIBUTIONS	01-000-220400	RETIREMENT CONTRIB PAYA...	27,640.27
VOYA RETIREMENT INSURAN...	02/29/2024	DFT0001156	ROTH 401(K) CONTRIBUTIONS	01-000-220400	RETIREMENT CONTRIB PAYA...	2,915.56
VOYA RETIREMENT INSURAN...	02/29/2024	DFT0001160	401(K) LOAN PAYMENT	01-000-220400	RETIREMENT CONTRIB PAYA...	1,401.06
VOYA RETIREMENT INSURAN...	02/29/2024	DFT0001161	401(K) LOAN PAYMENT	01-000-220400	RETIREMENT CONTRIB PAYA...	362.00
<b>Vendor 5178 - VOYA RETIREMENT INSURANCE AND ANNUITY COMPANY Total:</b>						<b>96,046.99</b>

**Vendor: 4828 - WEAR, MICHAEL**

WEAR, MICHAEL	02/15/2024	10252	TRANSPORT,MEALS/GEOTAB... 01-260-510480	TRAINING & EDUCATION - B...	432.00
<b>Vendor 4828 - WEAR, MICHAEL Total:</b>					<b>432.00</b>

**Vendor: 4880 - WEST VALLEY CITY**

WEST VALLEY CITY	02/14/2024	DFT0001148	JAN 2024 STRMWTR/ST LIGH... 01-110-510460	UTILITIES - MGMT	783.00
WEST VALLEY CITY	02/14/2024	DFT0001148	NOV 2022 STRMWTR/ST LIG... 01-230-510460	UTILITIES - WTR	465.00
WEST VALLEY CITY	02/14/2024	DFT0001148	NOV 2022 STRMWTR/ST LIG... 01-240-510460	UTILITIES - WW	200.10
<b>Vendor 4880 - WEST VALLEY CITY Total:</b>					<b>1,448.10</b>

**Vendor: 4910 - WHEELER MACHINERY CO**

WHEELER MACHINERY CO	02/05/2024	127831	UNIT #100 - COOLANT LEAK 01-260-520210	REPAIR SUPPLIES - BLD/FLT ...	934.80
WHEELER MACHINERY CO	02/07/2024	127854	Asphalt Mill Rental 01-220-520210	REPAIR SUPPLIES - WTR R&R	255.00
WHEELER MACHINERY CO	02/28/2024	127938	DECKER NORTH WWPS/SERV... 01-350-520210	REPAIR SUPPLIES - OPERATOR	738.00
<b>Vendor 4910 - WHEELER MACHINERY CO Total:</b>					<b>1,927.80</b>

**Vendor: 4995 - WORKFORCE QA**

WORKFORCE QA	02/05/2024	127802	RANDOM EMPLOYEE DRUG ... 01-110-510520	PROFESSIONAL CONSULTING ..	335.00
<b>Vendor 4995 - WORKFORCE QA Total:</b>					<b>335.00</b>

**Vendor: 5070 - ZIONS FIRST NATIONAL BANK**

ZIONS FIRST NATIONAL BANK	02/05/2024	127832	'23 WTR & SWR BOND/2024 ... 01-000-115823	ZIONS TRUST - SERIES 2023B -..	-33,001.04
ZIONS FIRST NATIONAL BANK	02/05/2024	127832	'23 WTR & SWR BOND/2024 ... 01-110-510540	BANKING & BONDING EXPEN...	250.00
ZIONS FIRST NATIONAL BANK	02/05/2024	127832	'23 WTR & SWR BOND/2024 ... 01-110-510550	BOND INTEREST EXPENSE	831,400.52
ZIONS FIRST NATIONAL BANK	02/05/2024	127833	'21 WTR & SWR BOND/2024 ... 01-000-115500	WAT & SEW REV 2012 RESER...	47,190.00
ZIONS FIRST NATIONAL BANK	02/05/2024	127833	'21 WTR & SWR BOND/2024 ... 01-000-115820	SEW REV 2021-3249121	-2,048.85
ZIONS FIRST NATIONAL BANK	02/05/2024	127833	'21 WTR & SWR BOND/2024 ... 01-000-250720	2021 BOND PAYABLE - DEQ	326,000.00
ZIONS FIRST NATIONAL BANK	02/05/2024	127833	'21 WTR & SWR BOND/2024 ... 01-110-510540	BANKING & BONDING EXPEN...	250.00

**Vendor 5070 - ZIONS FIRST NATIONAL BANK Total:** **1,170,040.63**

**Series 2021 and 2023B Bond Payments**

**Grand Total:** **6,146,228.87**



Report Summary

Fund Summary

Fund	Payment Amount
01 - GENERAL FUND	6,146,228.87
Grand Total:	6,146,228.87

Account Summary

Account Number	Account Name	Payment Amount	
01-000-115500	WAT & SEW REV 2012 R...	47,190.00	
01-000-115820	SEW REV 2021-3249121	-2,048.85	
01-000-115823	ZIONS TRUST - SERIES 20...	-33,001.04	Series 2019 & 2023B Bond Pymts \$1,170,040.63
01-000-210110	RETAINAGE	351,055.02	
01-000-210150	AMEX/MC PAYABLE	21,439.92	
01-000-220400	RETIREMENT CONTRIB P...	213,974.01	
01-000-220500	HEALTH INSURANCE PA...	167,876.71	
01-000-220610	LEGAL SHIELD PAYABLE	628.60	
01-000-220700	EMPLOYEE RESERVE - G...	18.15	Payroll Taxes and Employee Benefits \$488,195.91
01-000-220900	CAFETERIA PLAN PAYAB...	44,796.68	
01-000-230100	FEDERAL W/H & MEDIC...	68,966.63	
01-000-250720	2021 BOND PAYABLE - D...	326,000.00	
01-000-410300	ENGINEERING FEES	1,250.00	
01-000-410400	CONNECTION FEES	410.00	
01-000-430100	IMPACT FEES - WATER	22,447.00	
01-000-430990	MISC INCOME	6,778.37	
01-110-500130	HEALTH INSURANCE - M...	13,565.48	
01-110-500170	LIFE/LTD/LTC INSURANC...	8.65	
01-110-500180	STATE UNEMPLOYMENT ...	618.54	
01-110-510430	GENERAL ADMINISTRAT...	1,003.22	
01-110-510460	UTILITIES - MGMT	22,950.41	
01-110-510480	TRAINING & EDUCATION...	305.00	
01-110-510500	LEGAL EXPENSE	10,001.75	
01-110-510520	PROFESSIONAL CONSULT..	18,828.40	
01-110-510540	BANKING & BONDING E...	878.46	
01-110-510550	BOND INTEREST EXPENSE	831,400.52	
01-110-510591	PAYMENTS TO OTHER G...	10,013.54	
01-120-500130	HEALTH INSURANCE - HR	-52.12	
01-130-500130	HEALTH INSURANCE - C...	-2,318.30	
01-130-510220	BUILDINGS & GROUNDS -..	3,016.51	
01-130-510410	OFFICE SUPPLIES/PRINT...	1,156.74	
01-130-510420	POSTAGE & MAILING	26,315.76	
01-140-500130	HEALTH INSURANCE - M...	-2,206.85	
01-140-510480	TRAINING & EDUCATION...	549.00	
01-140-520210	REPAIR SUPPLIES - METER	232,402.91	

Account Summary

Account Number	Account Name	Payment Amount
01-140-520240	TOOLS & SUPPLIES - ME...	136.66
01-210-500130	HEALTH INSURANCE - SA...	-99.28
01-210-510490	SAFETY EXPENSE	1,884.79
01-220-500130	HEALTH INSURANCE - W...	-3,797.66
01-220-510480	TRAINING & EDUCATION...	1,532.52
01-220-520210	REPAIR SUPPLIES - WTR ...	15,864.53
01-220-520240	TOOLS & SUPPLIES - WTR..	16,499.57
01-230-500130	HEALTH INSURANCE - W...	-3,216.32
01-230-510460	UTILITIES - WTR	57,986.92
01-230-520210	REPAIR SUPPLIES - WTR...	565.50
01-230-520240	TOOLS & SUPPLIES - WTR..	403.67
01-231-500130	HEALTH INSURANCE - W...	-2,451.10
01-231-510480	TRAINING & EDUCATION...	1,452.52
01-231-520240	TOOLS & SUPPLIES - WTR..	2,909.00
01-231-530270	WATER TESTING FEES	10,996.45
01-240-500130	HEALTH INSURANCE - ...	-727.28
01-240-510460	UTILITIES - WW	38,777.23
01-240-520240	TOOLS & SUPPLIES - WW...	34.93
01-260-500130	HEALTH INSURANCE - B...	-819.42
01-260-510230	VEHICLE FUEL - BLD/FLT...	8,921.67
01-260-510235	VEHICLE LEASE	5,738.66
01-260-510480	TRAINING & EDUCATION...	2,213.21
01-260-520210	REPAIR SUPPLIES - BLD/F...	20,020.61
01-260-520240	TOOLS & SUPPLIES - BLD...	879.19
01-320-500130	HEALTH INSURANCE - S...	-119.62
01-320-510480	TRAINING & EDUCATION...	410.76
01-330-500130	HEALTH INSURANCE - B...	-1,399.60
01-330-510480	TRAINING & EDUCATION...	750.00
01-340-500010	SALARIES & WAGES - ENG	1,761.51
01-340-500130	HEALTH INSURANCE - E...	-1,081.49
01-340-510480	TRAINING & EDUCATION...	533.38
01-340-510520	PROFESSIONAL CONSULT..	37,446.15
01-340-520920	INFRASTRUCTURE PURC...	1,559,015.65
01-350-500130	HEALTH INSURANCE - O...	-3,149.10
01-350-520210	REPAIR SUPPLIES - OPER...	43,173.55
01-350-530250	WATER SUPPLY EXPENSE	400,253.95
01-350-530260	WATER TREATMENT CH...	1,189.31
01-360-500130	HEALTH INSURANCE - SY...	-819.40
01-360-510220	BUILDINGS & GROUNDS -..	3,366.94
01-360-510440	COMPUTER SUPPLIES/E...	68,419.74
01-360-510470	TELEPHONE	7,699.07
01-400-580310	FACILITY OPERATION - C...	739,307.71

Infrastructure \$1,910,070.67

Jordan Valley Water

Account Summary

Account Number	Account Name	Payment Amount	
01-400-580320	PROJECT BETTERMENTS-...	112,065.82	
01-400-580340	PRETREATMENT FIELD - ...	33,509.98	
01-400-580350	LABORATORY - C.V.	29,613.63	Central Valley Water \$1,446,852.68
01-400-580380	CVW DEBT SERVICE	532,355.54	
Grand Total:		6,146,228.87	

Project Account Summary

Project Account Key	Payment Amount	
**None**	4,587,213.22	
20BCONSTRUCTION	38,503.77	
20DCONSTMGT	16,404.41	
20DCONSTRUCTION	747,124.75	
20ICONSTMGMT	1,023.00	
21FCONTRACT	2,700.00	
22FCHANGEORDER	131,143.33	
22FCONSTMGMT	9,258.47	
22FCONSTRUCTION	302,921.00	
23CCONSTMGMT	507.50	
23DDESIGN	5,487.60	
23EBLDGACHANGEORDER	3,521.44	
23EBLDGBCHANGEORDER	2,521.43	
23EBLDGCCHANGEORDER	2,521.43	
23EBUILDINGACONST	73,302.70	
23EBUILDINGBCONST	800.00	
23EBUILDINGCCONST	51,601.80	
23EROOFCONSTRUCTION	9,188.60	
23FDEDSIGN	7,771.50	
23LDESIGN	340.00	
23QPROJECT	67,968.70	
23VCONSTR	75,790.00	
24CVAULTREPLUMBS	8,614.22	
Grand Total:	6,146,228.87	% of Total
Infrastructure	\$ 1,910,070.67	31%
Central Valley Water	\$ 1,446,852.68	24%
Series 2019 & 2023 Bond Pymts	\$ 1,170,040.63	19%
Payroll Taxes and Employee Benefits	\$ 400,253.95	7%
Jordan Valley Water	\$ 325,461.14	5%
Other	\$ 893,549.80	14%



Granger-Hunter Improvement District, UT

# Bank Transaction Report

## Transaction Detail

Issued Date Range: 02/01/2024 - 02/29/2024

Cleared Date Range: -

Issued Date	Number	Description	Module	Type	Amount
Bank Account: 01-000-110100 - CASH - GENERAL CHECKING					
02/01/2024	<a href="#">EFT0000056</a>	Payroll EFT	Payroll	EFT	-179,258.27
02/15/2024	<a href="#">EFT0000057</a>	Payroll EFT	Payroll	EFT	-176,352.84
02/29/2024	<a href="#">EFT0000058</a>	Payroll EFT	Payroll	EFT	-185,199.32
Bank Account 01-000-110100 Total: (3)					-540,810.43
Report Total: (3)					-540,810.43



Granger-Hunter Improvement District, UT

# Bank Transaction Report

## Transaction Detail

Issued Date Range: 02/01/2024 - 02/29/2024

Cleared Date Range: -

Issued Date	Number	Description	Module	Type	Amount
<b>Bank Account: 01-000-110100 - CASH - GENERAL CHECKING</b>					
02/07/2024	<a href="#">34031</a>	Beta Sigma Properties LLC	Utility Billing	Check	-72.52
02/07/2024	<a href="#">34032</a>	Carol Anderson	Utility Billing	Check	-49.03
02/07/2024	<a href="#">34033</a>	Dustin Winn	Utility Billing	Check	-92.33
02/07/2024	<a href="#">34034</a>	Cardenas Team Builders LLC	Utility Billing	Check	-52.56
02/07/2024	<a href="#">34035</a>	Michael Edmonds	Utility Billing	Check	-186.00
02/07/2024	<a href="#">34036</a>	Julie Felton	Utility Billing	Check	-54.04
02/07/2024	<a href="#">34037</a>	Jorge Aburto	Utility Billing	Check	-32.34
02/07/2024	<a href="#">34038</a>	Zelma Woodbury	Utility Billing	Check	-114.00
02/07/2024	<a href="#">34039</a>	Jennifer Broce Mix	Utility Billing	Check	-72.43
02/07/2024	<a href="#">34040</a>	Moench Real Estate PC	Utility Billing	Check	-35.70
02/07/2024	<a href="#">34041</a>	Ryan Clark	Utility Billing	Check	-107.04
02/07/2024	<a href="#">34042</a>	Barbara A Romero	Utility Billing	Check	-448.86
02/21/2024	<a href="#">34043</a>	Kimberly Taing	Utility Billing	Check	-39.53
02/21/2024	<a href="#">34044</a>	Blaine Pate	Utility Billing	Check	-14.46
02/21/2024	<a href="#">34045</a>	Alejandro Ramirez	Utility Billing	Check	-47.83
02/21/2024	<a href="#">34046</a>	Eduardo Miranda Duarte	Utility Billing	Check	-54.63
02/21/2024	<a href="#">34047</a>	Sue Allen	Utility Billing	Check	-40.07
02/21/2024	<a href="#">34048</a>	Diana L Black	Utility Billing	Check	-58.57
02/21/2024	<a href="#">34049</a>	Rebecca Montes	Utility Billing	Check	-106.09
02/21/2024	<a href="#">34050</a>	David Lloret	Utility Billing	Check	-112.36
02/21/2024	<a href="#">34051</a>	Richard D Christison	Utility Billing	Check	-30.46
02/21/2024	<a href="#">34052</a>	Charlene Pearce	Utility Billing	Check	-59.82
02/21/2024	<a href="#">34053</a>	Mireya Maximo	Utility Billing	Check	-215.47
02/21/2024	<a href="#">34054</a>	Courtney Larsen	Utility Billing	Check	-492.13
02/21/2024	<a href="#">34055</a>	Benito Segobia	Utility Billing	Check	-109.91
02/21/2024	<a href="#">34056</a>	Mitchell Bruce	Utility Billing	Check	-113.71
02/21/2024	<a href="#">34057</a>	Paul Udink	Utility Billing	Check	-114.06
02/21/2024	<a href="#">34058</a>	Amanda Socatelli	Utility Billing	Check	-404.47
02/21/2024	<a href="#">34059</a>	Savanna Roche	Utility Billing	Check	-77.33
02/21/2024	<a href="#">34060</a>	John Nsanzabandi	Utility Billing	Check	-220.04
02/21/2024	<a href="#">34061</a>	Aaron Eubanks	Utility Billing	Check	-79.42
02/21/2024	<a href="#">34062</a>	Carlos Valbuena	Utility Billing	Check	-100.00
02/21/2024	<a href="#">34063</a>	Jennifer Broce Mix	Utility Billing	Check	-47.57
02/21/2024	<a href="#">34064</a>	GNM Properties LLC	Utility Billing	Check	-141.01
02/21/2024	<a href="#">34065</a>	Dennis Larson	Utility Billing	Check	-42.59
02/21/2024	<a href="#">34066</a>	Marilynn Larsen	Utility Billing	Check	-23.78

**Bank Transaction Report****Issued Date Range: -****Issued**

<b>Date</b>	<b>Number</b>	<b>Description</b>	<b>Module</b>	<b>Type</b>	<b>Amount</b>
02/28/2024	<a href="#">34067</a>	Mona Schrenk	Utility Billing	Check	-76.78
02/28/2024	<a href="#">34068</a>	Karl-Heinz Nestele	Utility Billing	Check	-75.56
02/28/2024	<a href="#">34069</a>	Jaswinder K Randhawa	Utility Billing	Check	-51.30
02/28/2024	<a href="#">34070</a>	J Thomas Pearce	Utility Billing	Check	-35.44
02/28/2024	<a href="#">34071</a>	Bernadette Wice	Utility Billing	Check	-31.31
02/28/2024	<a href="#">34072</a>	Jake Leroy	Utility Billing	Check	-18.34
02/28/2024	<a href="#">34073</a>	Zaim Osmanovic	Utility Billing	Check	-19.11
02/28/2024	<a href="#">34074</a>	Demian McKibben	Utility Billing	Check	-107.46
02/28/2024	<a href="#">34075</a>	Eco Home Developers LLC	Utility Billing	Check	-80.91
02/28/2024	<a href="#">34076</a>	Saundra Fidel	Utility Billing	Check	-288.29
02/28/2024	<a href="#">34077</a>	Vivian Kolb	Utility Billing	Check	-91.96
<b>Bank Account 01-000-110100 Total: (47)</b>					<b>-4,938.62</b>
<b>Report Total: (47)</b>					<b>-4,938.62</b>



# ADMINISTRATIVE SERVICES UPDATE



# Administrative Services Update

The Meter Division completed 500 work orders in March.

- 207 for proactive work such as large meter inspections, leaving door notices for new customer, changing old meters before they stop and meter testing.
- 293 for reactive work such as responding to customer calls for leak checks, turn-ons and shutdowns. It also includes making repairs that arise from routine meter reading or billing such as stopped meters and broken MXU radios.

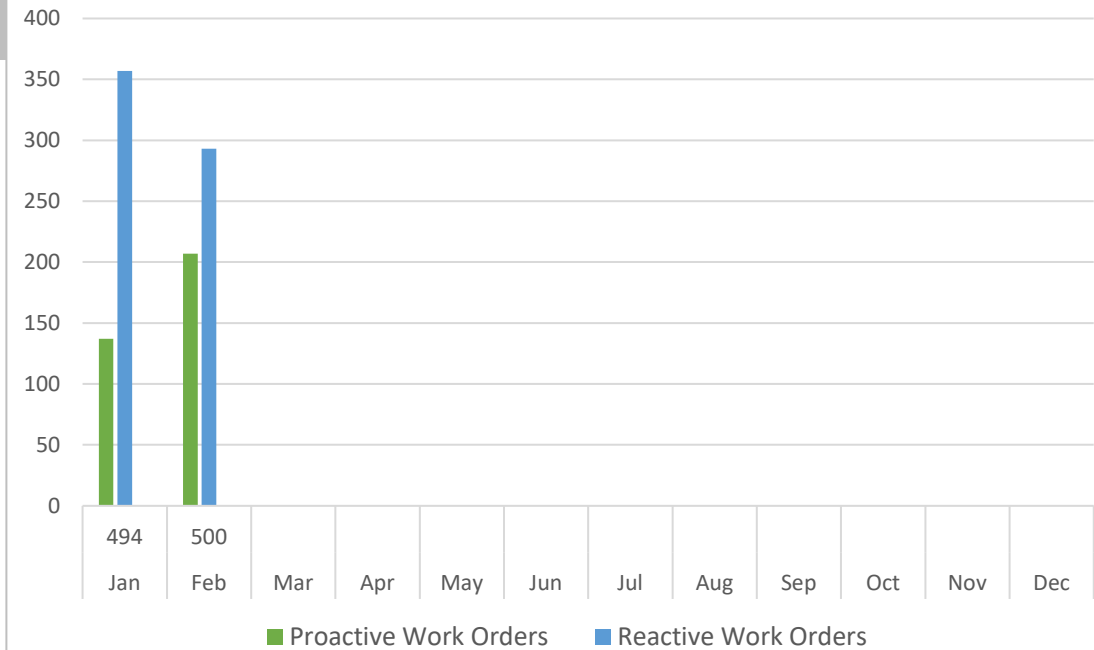
## Lien vs. Shut Off Update

Water was not shut off to any delinquent account in the month of February. 19 customers received a door/in-person notice by a meter technician because their balance was approximately 90 days past due and exceeded \$200.

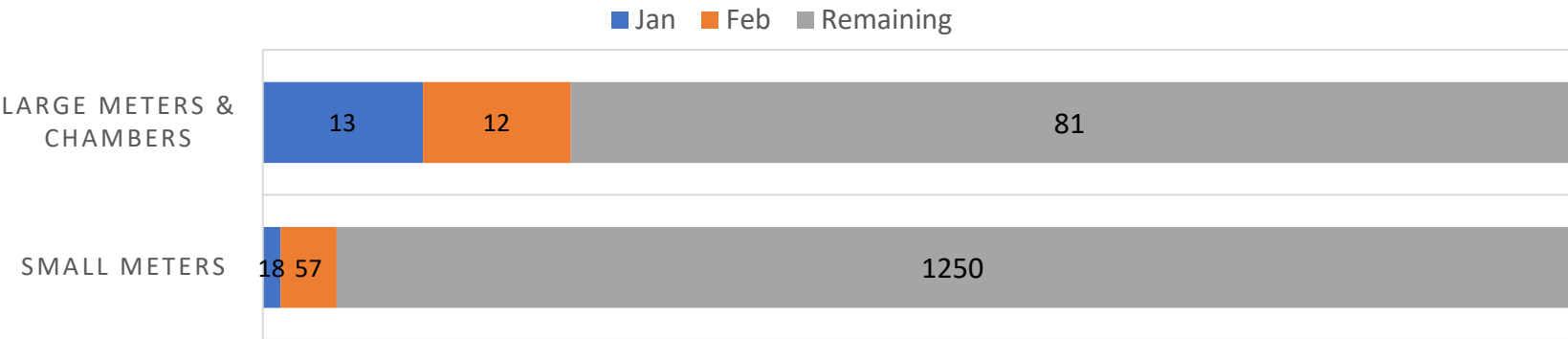
Correction to last months' report, 5 accounts were certified to the county as a lien in January. Only 3 accounts were certified in February. One customer requested the lien for financial reasons. Another was certified as a lien due to non-payment on a closed account. The third was an extreme tamper situation and a lien notice was delivered with assistance from a police officer.



Meter Division Work Orders



## NEW METERS INSTALLED YEAR TO DATE






# Administrative Services – Meter Vault Replumbs



GRANGER-HUNTER  
IMPROVEMENT DISTRICT

**5** Large Meter Vaults were replumbed in January and **2** in February at the following locations;

- Old Silo Farms – 123-unit Mobile Home Park
- American Heritage – 182-unit Retirement Community
- Ridgeland (2) – 64-unit Apartments
- Paragon Press
- Jordan Valley West Hospital
- Multi-unit Commercial buildings at 3600 Redwood Rd



*\* Before and after pictures of the vault at 3600 Redwood Road. Andy Warr and his crew along with the Large Meter team started replacement work at 4:30 am to accommodate water back on by the time the customer opened for business. The old 4" meter with a 1.5" bypass was replaced with a new 4" Mach 10 meter designed to read more accurately.*

# Administrative Services – Placemaking Committee

## LocalScapes Customer Education Class Thursday, March 21 at 6:30 pm in Building B

Event is **FREE** but seating is limited. Reserve a ticket by scanning the QR code

*Currently, GHID has 23 scheduled attendees*



wait2water

69

Waiting to regularly water your grass is one of the easiest ways to help Great Salt Lake.

**How long can you wait?!**  
(hint: try until at least Mother's Day)

For water-efficient landscaping inspiration, visit [conservationgardenpark.org](http://conservationgardenpark.org)



Jordan Valley Water Conservancy District is funding a bill stuffer thanking our residents for helping to send 1.6 billion gallons of water to the Great Salt Lake last year and encouraging them to wait to water outdoor landscapes this spring.





# **WATER MAINTENANCE UPDATE**





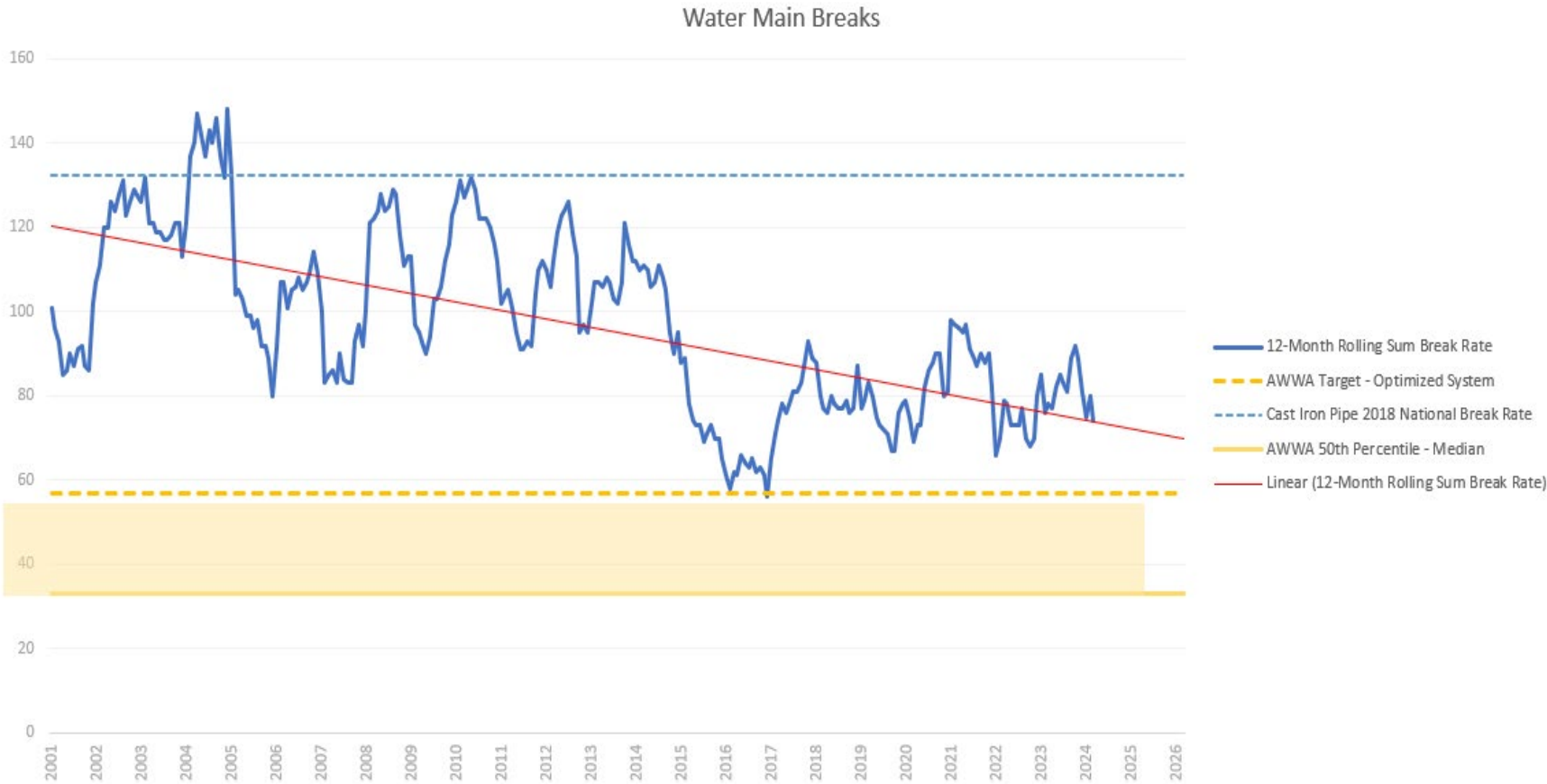
# Water Systems Update

## 2024 Data:

- 7 Breaks In February
- 14 Breaks Year-to-Date
- 3.7 Breaks Per 100 Miles of Pipe Year to Date
- 7 Percent Decrease From Previous Year to Date Breaks

## Long Term Break Rate Target Development Considerations:

- Level of Service Targets / Disruption of Service Rates
- Water Quality Impacts
- Water Rate Impacts
- Claim Exposure
- System Reliability

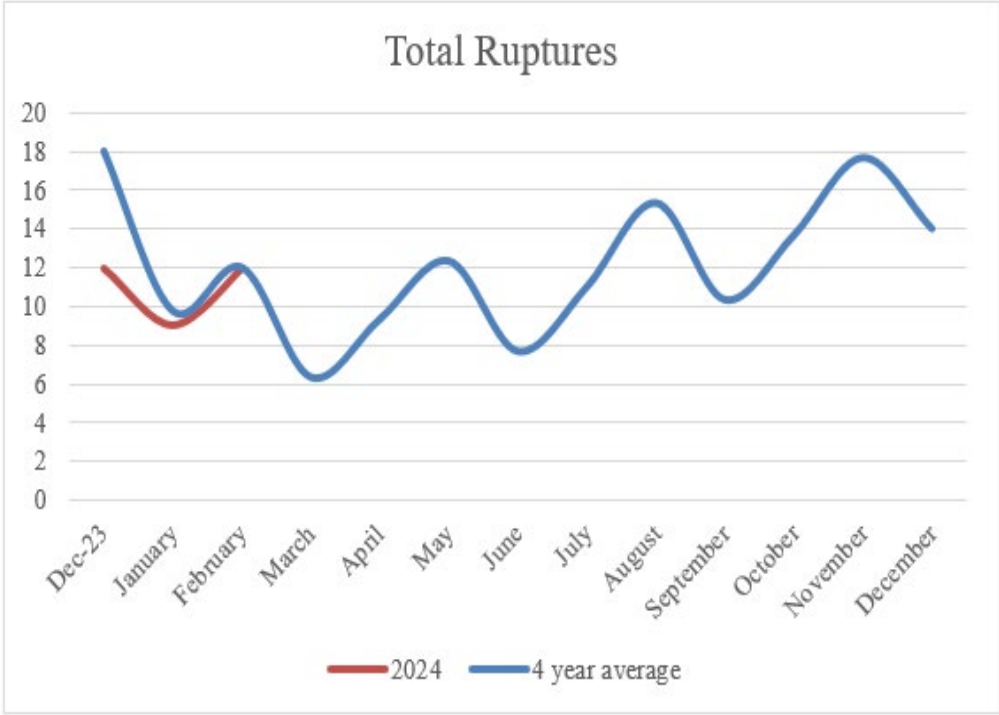


Water Breaks and Leaks

Breaks & Leaks Combined Totals															
GHID Breaks					Year	GHID Leaks					Total Ruptures				
2020	2021	2022	2023	2024		2020	2021	2022	2023	2024	2020	2021	2022	2023	2024
8	7	11	2	7	January	2	1	7	2	2	10	8	18	4	9
3	2	11	13	7	February	2	3	2	5	5	5	5	13	18	12
5	4	3	2		March	3	5	2	3		8	9	5	5	
4	6	1	6		April	10	10	3	2		14	16	4	8	
9	3	3	7		May	5	3	12	9		14	6	15	16	
7	5	5	3		June	5	3	4	3		12	8	9	6	
6	4	8	6		July	6	5	6	4		12	9	14	10	
5	8	1	9		August	9	7	11	10		14	15	12	19	
6	4	2	5		September	8	2	6	12		14	6	8	17	
5	7	9	6		October	4	3	12	4		9	10	21	10	
15	7	17	9		November	5	10	4	6		20	17	21	15	
26	9	14	8		December	4	4	3	4		30	13	17	12	
11	9	22	15	14	Totals to Date	4	4	9	7	7	15	13	31	22	21
99	66	85	76	14	Annual Totals	63	56	72	64	7	162	122	157	140	21
	-18%	+144%	-32%	-7%			+0%	+125%	-22%	+0%		-13%	+138%	-29%	-4.5%
% Change from Prior Year						% Change from Prior Year					% Change from Prior Year				

Waterline breaks and leaks totaled 12 in the month of February 2024. Of the 12 breaks and leaks, 7 were water line breaks and 5 were water service line failures.

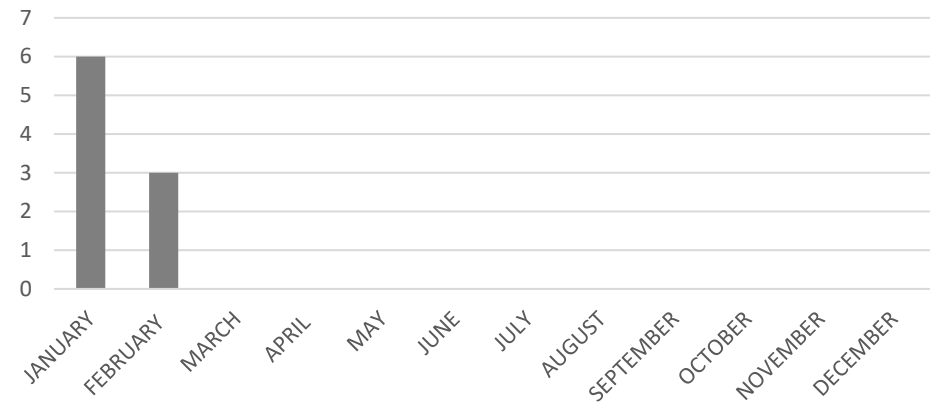
Four Year Average Trends



The District’s total ruptures continued below the four-year average trendline for February 2024.

# Water Systems Update

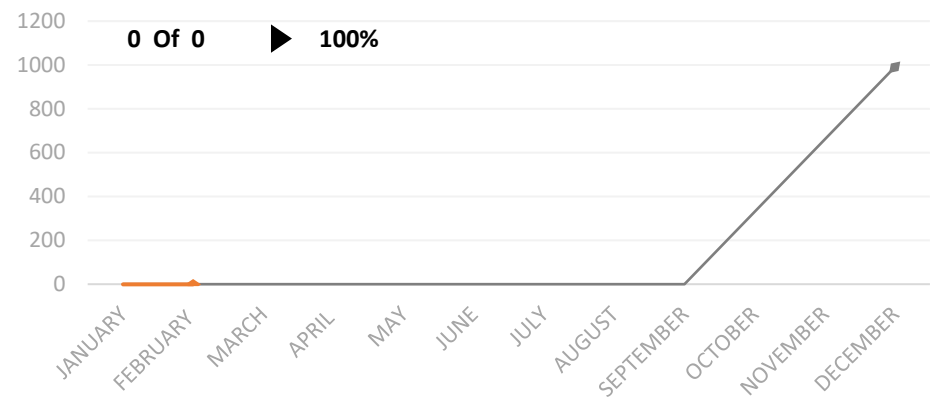
Valve Work Order Completed



**2024 Data:**

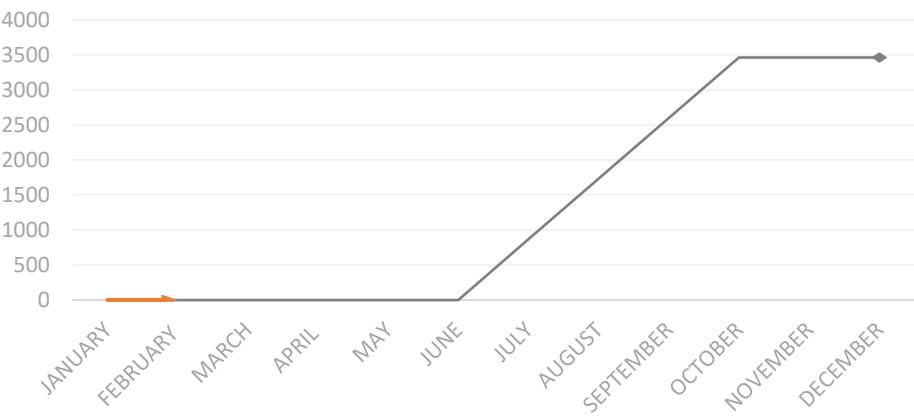
- 3 valve work orders were completed in February. The valve repair and replacement crew has 84 open valve work orders.
- The valve maintenance crew has completed 0 planned valve maintenance work orders to date.

Planned Valve Maintenance

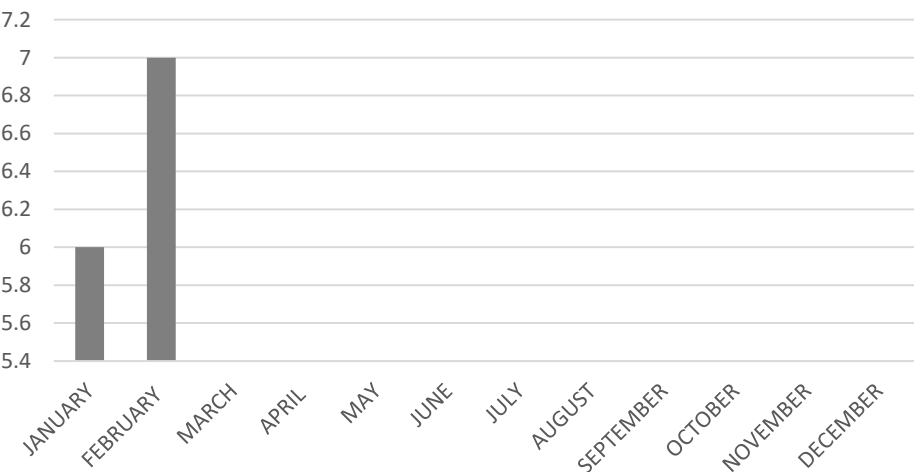


# Water Systems Update

Planned Fire Hydrant Maintenance




Fire Hydrant Work Order Completed



**2024 Data:**

- 0 planned fire hydrant inspections have been completed to date.
- Crews completed 7 fire hydrant work orders in February. To date, crews have completed 13 work orders. Currently, there are 76 open fire hydrant work orders.
- 5 fire hydrants have been replaced in February. A total of 11 fire hydrants have been replaced to date this year. 13 fire hydrant replacements remain to be completed for the year.

Fire Hydrant Replacement

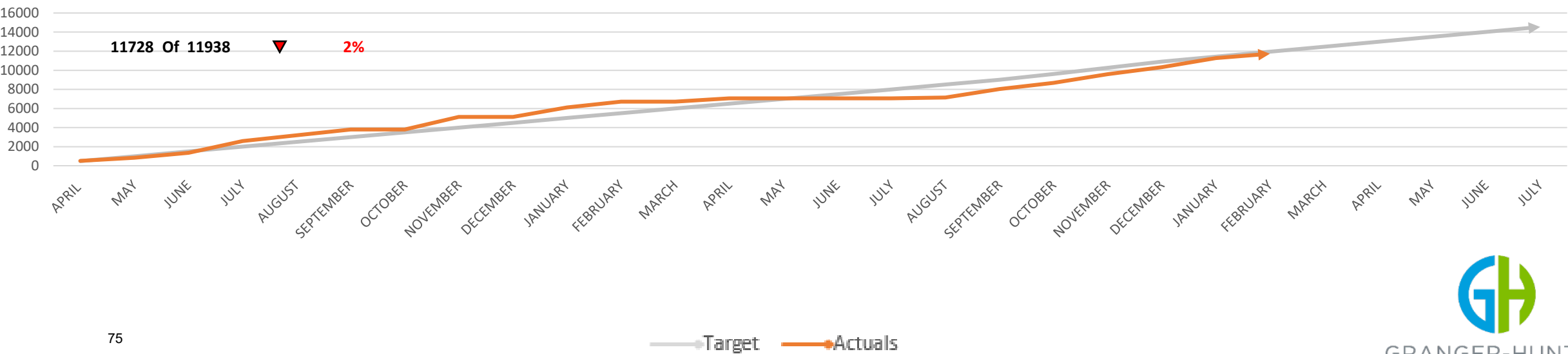


# Water Systems Update

## 2024 Data:

- The water maintenance group has been tasked with assisting in the Lead and Copper identification program that must be completed by EPA’s deadline of October 16, 2024. The target below is based on the total amount of unidentified connections, 14,535; and the completion deadline. The District has determined that if we identify 611 per month, we will reach our goal of identifying all unidentified service lines by our July 2024 internal target.

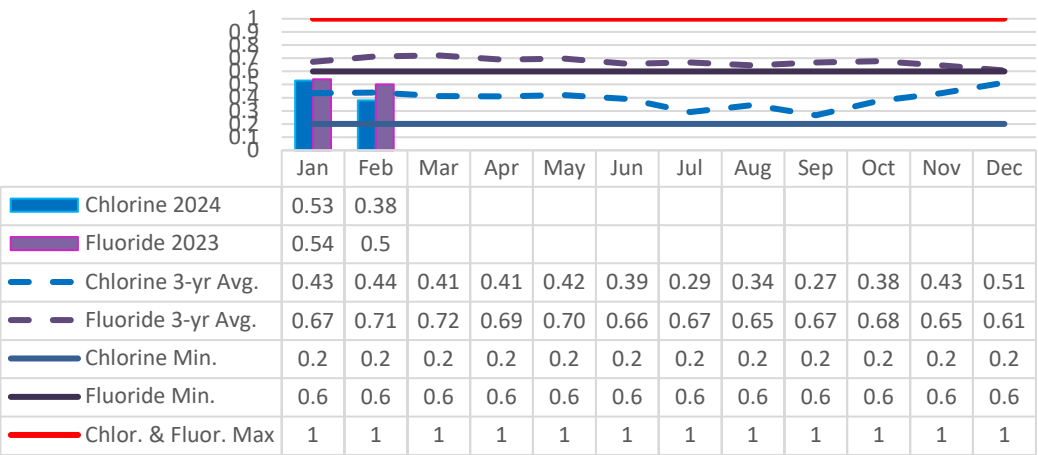
Lead & Copper Inventory Inspections



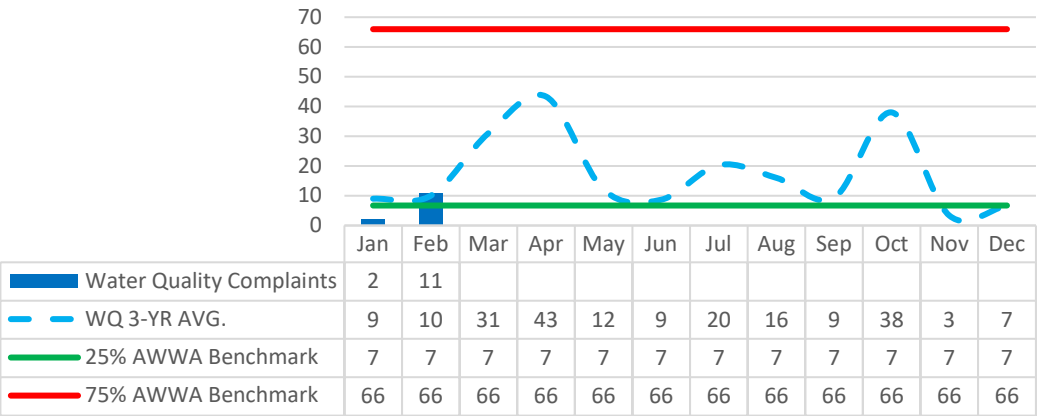


# Water Systems Update

Chlorine and Fluoride Residuals (mg/L)

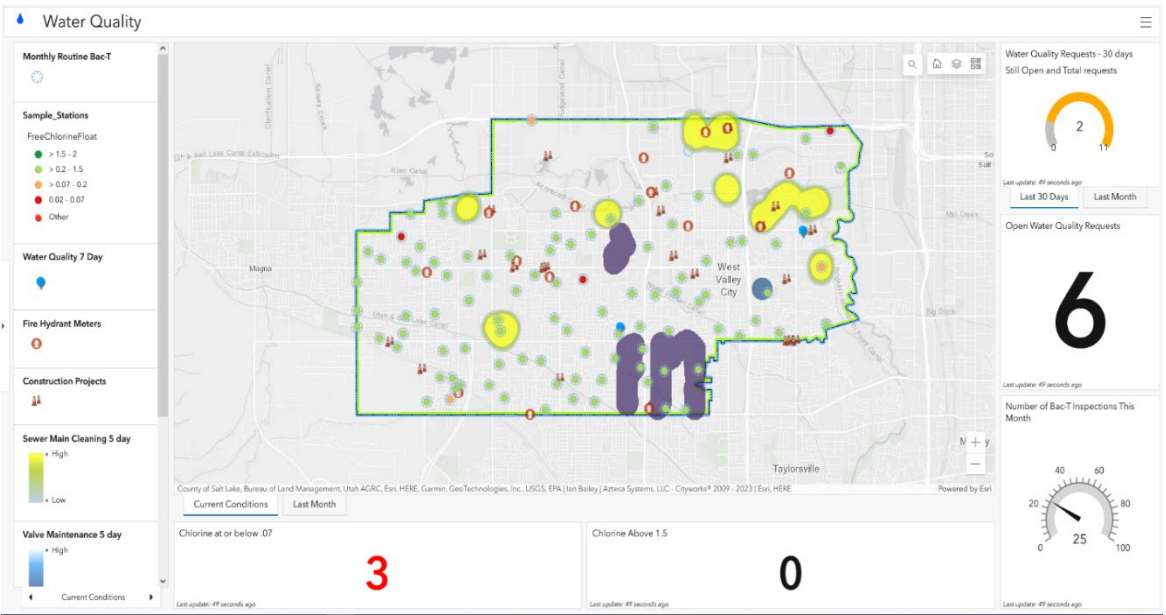


Water Quality Customer Complaints



## 2024 Data:

- The District had 11 water quality complaints in the month of February.
- Chlorine monthly average for February was 0.38 mg/L.
- Fluoride monthly average for February was 0.50 mg/L.





# WASTEWATER MAINTENANCE UPDATE



# Safety Update

## BLOODBORNE PATHOGENS - INFECTIOUS DISEASE



### February Safety Training:

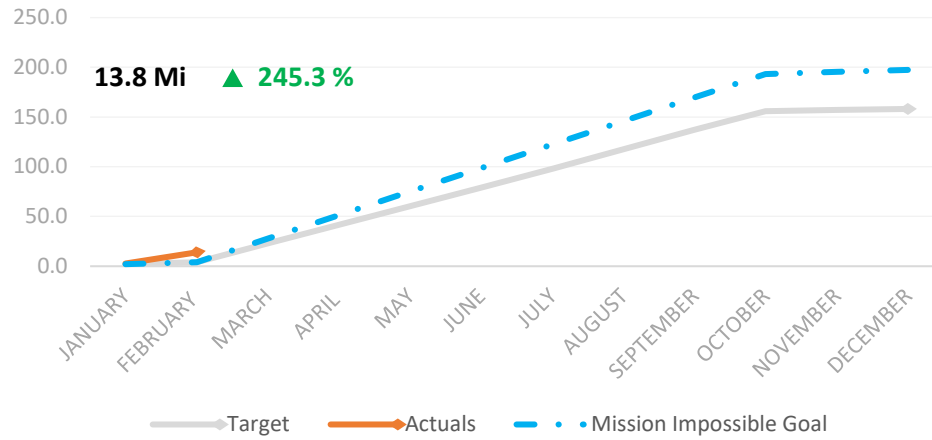
- Bloodborne Pathogens/Infectious Disease (OSHA – 29 CFR 1910.1030) Revised OSHA Bloodborne Pathogens Compliance and Directive (CPL2-2.44D)
  - Fifty-Six (56) employees attended Department specific Bloodborne pathogens safety training.

### OSHA Reporting Compliance:

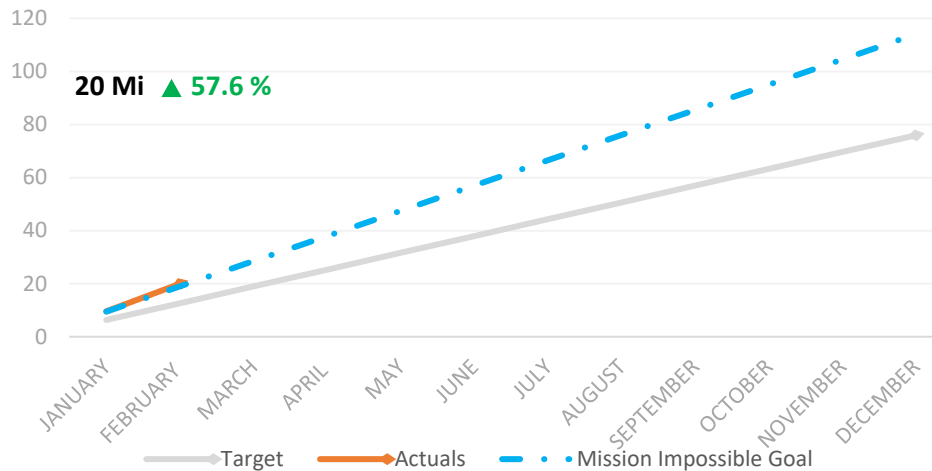
- OSHA New Electronic Reporting Rule (Injury and Illness Report)
  - Successfully submitted Injury tracking application before March 2, 2024, deadline.

# Wastewater Maintenance Update

## Collection System Cleaning



## Collection System CCTV

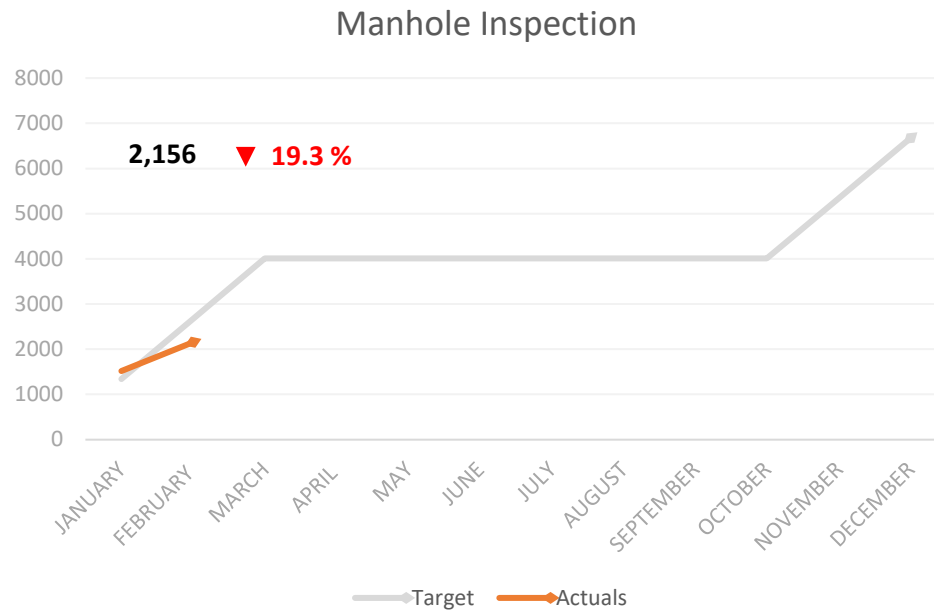


## 2024 Data:

- Collection System Cleaning– February was a warmer winter month, allowing us to get a head start on the collection system cleaning. 11.1 miles of pipe were cleaned in the month of February. We are well above our target and currently trending to meet our Mission Impossible Goal.
- CCTV Inspections- February was another great month for our CCTV inspections. 10.4 miles of pipe were inspected in February. We are well above our target, and currently trending to meet our Mission Impossible Goal.



# Wastewater Maintenance Update

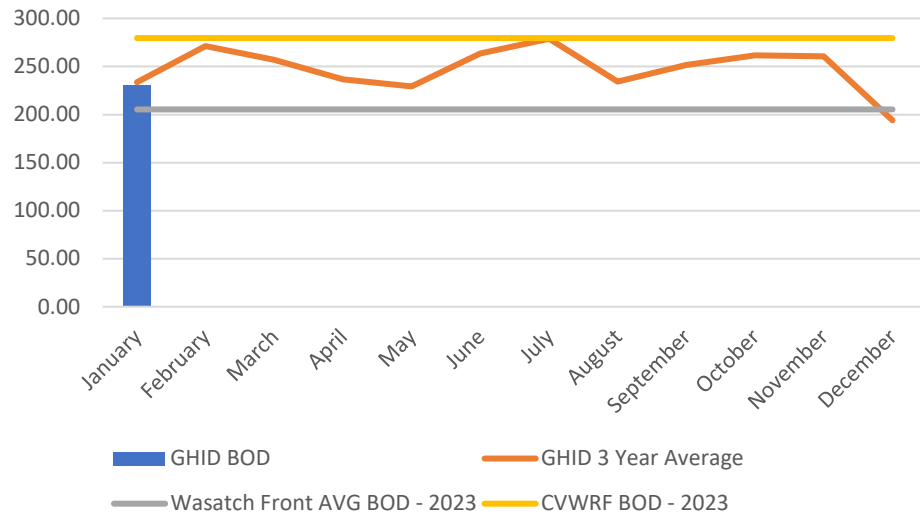


## 2024 Data:

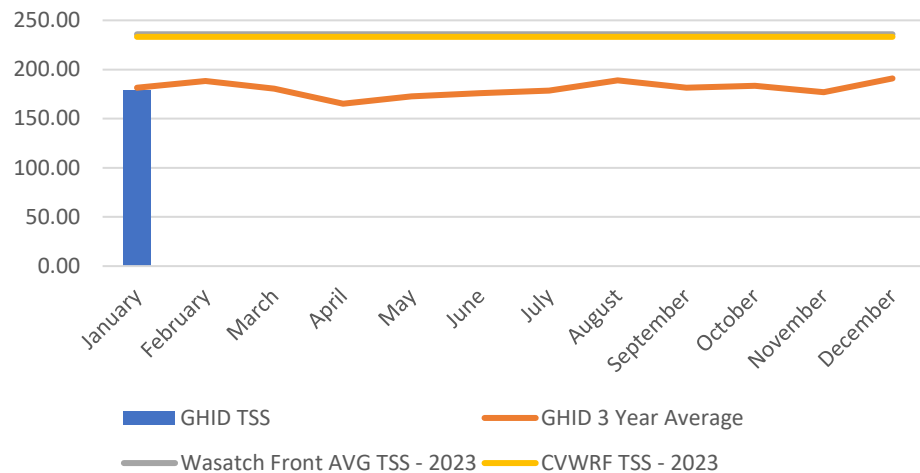
- Manhole Inspections– With February being a warmer month, we pulled off on manhole inspections and are currently 19% below our target. 641 manhole inspections were completed in the month of February. We will continue to adjust workflow as necessary to meet our targets.

# Wastewater Maintenance Update

## BOD - Concentration



## TSS - Concentration

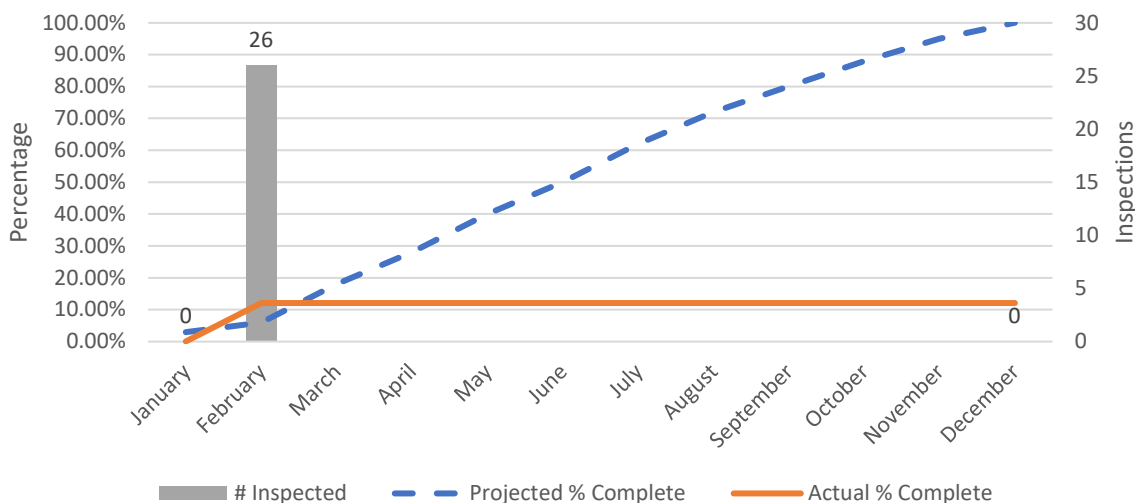


## 2024 Data:

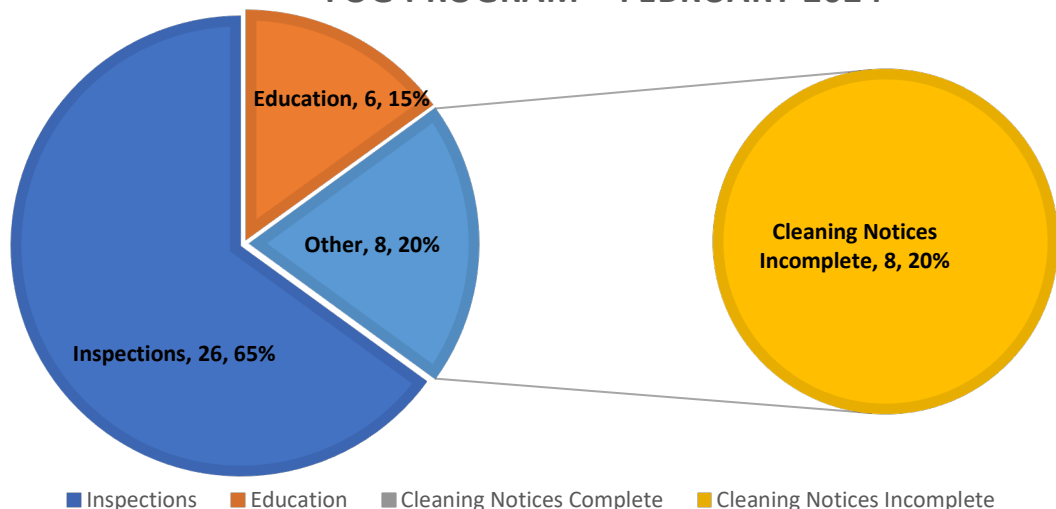
- Biochemical Oxygen Demand (BOD) and Total Suspended Solids (TSS) are used to measure the overall strength of the sewer.
- The BOD/TSS numbers are an average of the results from a monthly sample.
- The surrounding areas is an annual average of BOD/TSS numbers coming from 2023 data collected from the following entities:
  - South Valley Sewer District
  - South Davis Sewer District
  - Snyderville Basin Water Reclamation Facility
  - Timpanogos Special Service District
  - Springville City

# Wastewater Maintenance Update

Grease Interceptor Inspections - 2024



FOG PROGRAM – FEBRUARY 2024



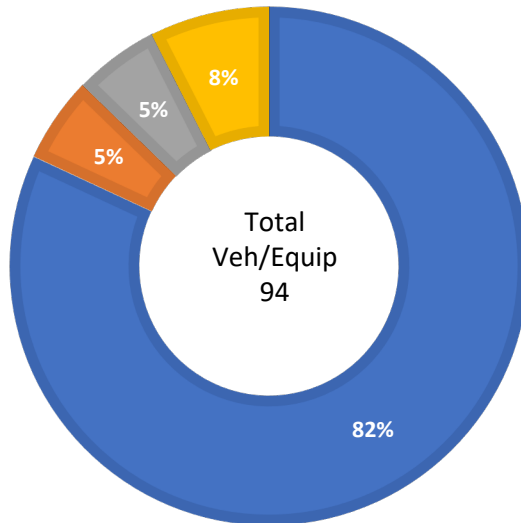
## 2024 Data:

- Twenty-Six (26) interceptor and sampling manhole inspections were completed in the month February.
- Fats, Oil, Grease and Solids (FOGS) program performed:
  - Six (6) education visits with customers
  - Eight (8) Cleaning Notices with Zero (0) of those notices being completed before the follow-up inspections.

# Fleet Maintenance Update

## FEBRUARY 24 FLEET/EQUIPMENT LOS

■ Active: ■ Stopped < 24 hrs. ■ Stopped > 24 hrs. ■ Stopped > 1 week



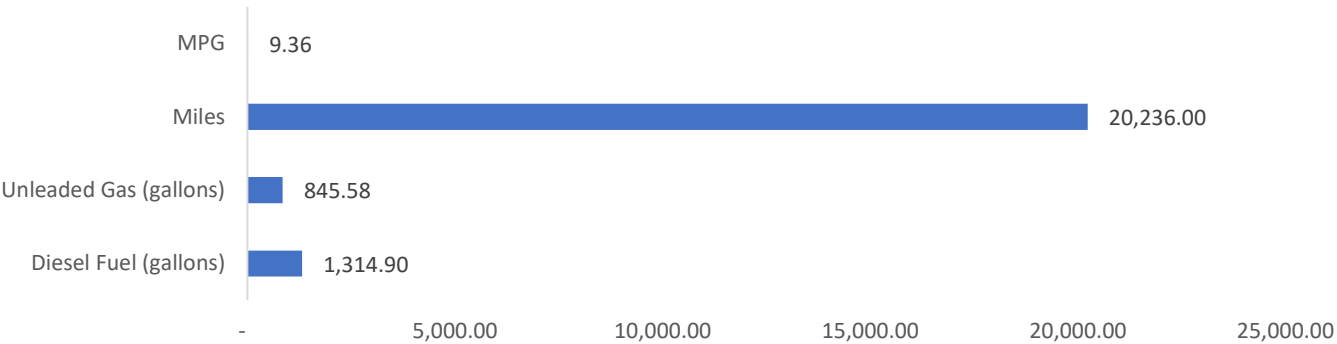
### 2024 Data:

- Fleet level of service (LOS). The LOS is determined by the number of vehicles/equipment and how long those vehicles/equipment were out of service for repairs at any time during the month.
- Fleet LOS are based on the following categories:
  - Active –were not out of service for repair at all for the month.
  - Stopped < 24 hrs. – were out for repair and back in service on the same day.
  - Stopped > 24 hrs. – were out for repair and not back in service that day but back in service within a week.
  - Stopped > 1 week – were out for repair or unsafe to drive for at least one week before being placed back into service.



# Fleet Maintenance Update

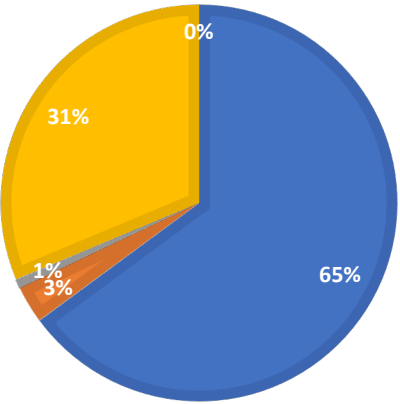
February 24 Fuel Usage



	Diesel Fuel (gallons)	Unleaded Gas (gallons)	Miles	MPG
Series1	1,314.90	845.58	20,236.00	9.36

FEBRUARY 24 FLEET REPAIR ALLOCATION

■ Parts ■ Tires ■ Batteries ■ Internal Labor ■ External Labor



## 2024 Data:

- Fuel usage shows the amount of diesel fuel used in gallons, the amount of unleaded gasoline used in gallons, the number of miles driven by all vehicles, and the overall average MPG of all vehicles.
- The Fleet repair allocations are for both vehicles and equipment. The categories demonstrate the different areas for the repair cost of the fleet.
- Fleet repair allocations are based on the following categories:
  - Parts – cost of all parts to make the repair.
  - Tires – cost of tire replacement and repairs.
  - Batteries – cost of battery replacements.
  - Internal Labor – cost for internal labor based on a shop rate of \$95/hr.
  - External Labor – cost of any labor for repairs that isn't performed in-house.



# Fleet Maintenance Update

Month	PM Hrs.	Repair Hrs.
Jan	41.50	52.90
Feb	20.00	83.90
Mar		
Apr		
May		
Jun		
Jul		
Aug		
Sep		
Oct		
Nov		
Dec		
Total	61.50	136.80
Month	PM \$	Repair \$
Jan	6,714.22	14,641.96
Feb	1,482.91	20,177.45
Mar		
Apr		
May		
Jun		
Jul		
Aug		
Sep		
Oct		
Nov		
Dec		
Total	8,197.13	34,819.41

## 2024 Data:

- The APWA industry standard for maintenance vs. repair costs states that Preventative maintenance should account for 30% of all maintenance and repair costs. We track all PM services and repairs by hrs. and cost to evaluate our costs against the APWA standard.



# **WATER SUPPLY REPORT**



# March Water Supply Report

## JVWCD Water Contract

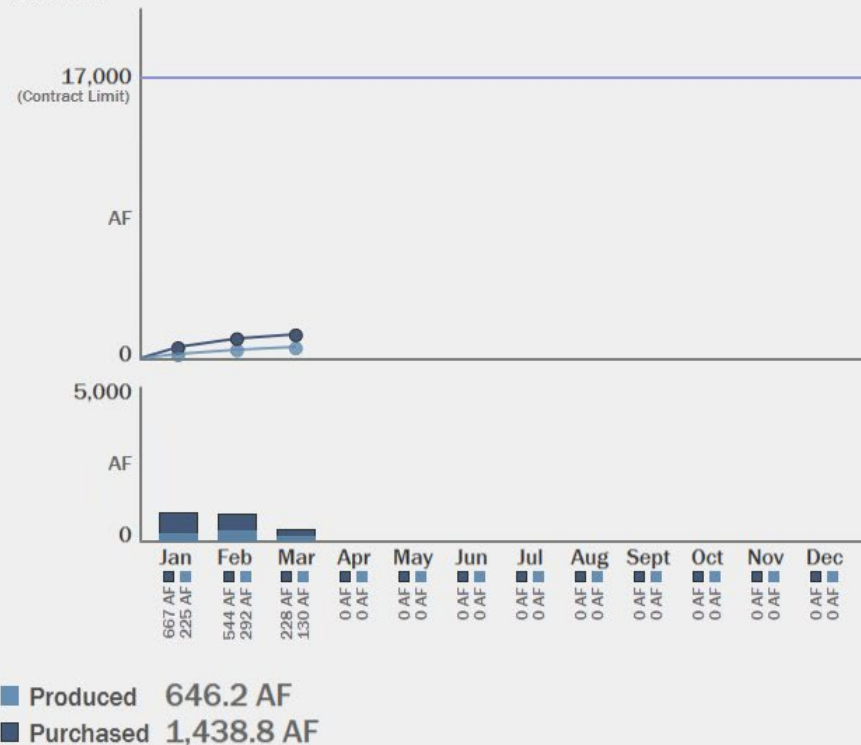
2023 2024

### Contract Summary 2024

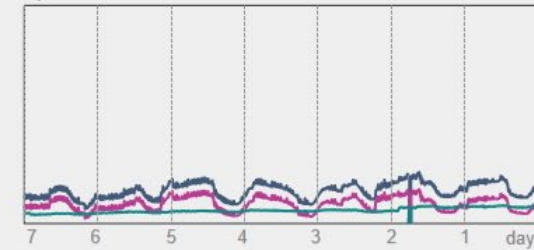
Annual: **17,000.0 AF**  
Used: **1,438.8 AF**  
(8.46 %)  
Left: **15,561.2 AF**



### Annual Flow Total Breakdown Year-to-Date



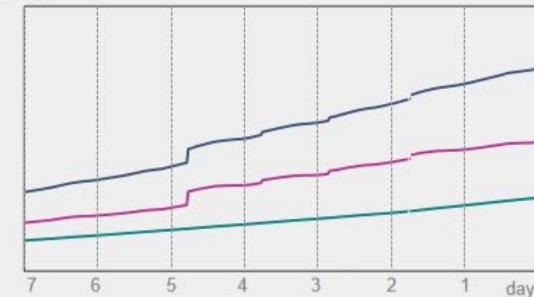
### Flow Rate Breakdown Current



■ Water Purchased  
■ Water Produced

■ Combined: **7,472.1 GPM**  
■ Purchased: **3,462.0 GPM**  
(46.33 %)  
■ Produced: **4,010.1 GPM**

### Monthly Flow Total Breakdown Current (Accumulating Monthly Totals)



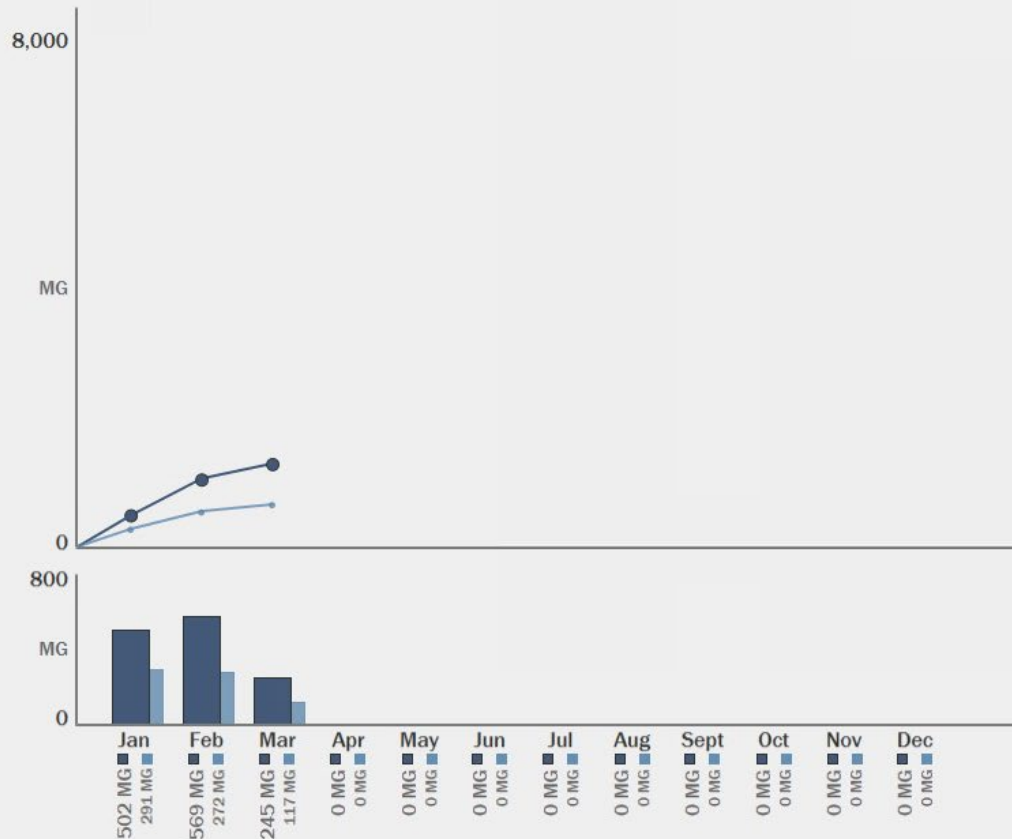
■ Water Purchased  
■ Water Produced

■ Combined: **357.74 AF**  
■ Purchased: **228.03 AF**  
(63.74 %)  
■ Produced: **129.71 AF**

# March Sewer Report

## GHID Sewer Totals

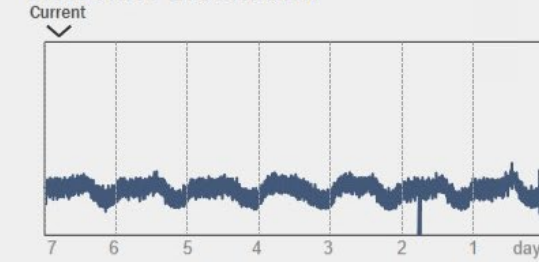
### Annual Flow Total Breakdown Year-to-Date



■ Sewer Total **1,316.4 MG**  
■ Water Total **679.4 MG**

2023 2024

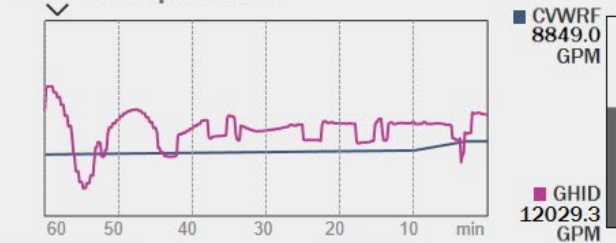
## Flow Rate Breakdown



## Monthly Flow Total Breakdown




## CVI vs "Triple Sewer"





# OPERATIONS UPDATE



# 2024 Grounds Maintenance

## 2024 Grounds Maintenance Services

**Project Description:** Grounds maintenance at 22 District facilities (HQ/water/sewer/reservoir).

**Budget: \$90,000**

**Project Update:** The State of Utah has a best-value cooperative contract in place in Salt Lake County for Grounds Maintenance and Landscaping Services. The work includes spring and fall clean-up, mowing, weeding, tree trimming, pre-emergent and other services at 22 different sites. There are 4 pre-qualified vendors on the list. A Request for Bids was sent to all 4 vendors and 2 responded:

Name	Bid Price
Lawn Butler	\$86,378.70
Roth Landscaping	\$132,557.00
Harmon & Sons	No Bid
Action Snowplow/Lawncare	No Bid

Lawn Butler has been providing grounds maintenance services for the District for the last 3 years and their performance has met District expectations.

**Staff Recommendation: Move to approve a contract for 2024 Grounds Maintenance Services to Lawn Butler Holdings LLC in the amount of \$86,378.70.**

DocuSign Envelope ID: 99BC5496-2AC2-48A8-A61D-FBA2628432B0



Contract # MA4195

### STATE OF UTAH COOPERATIVE CONTRACT

1. CONTRACTING PARTIES: This contract is between the Division of Purchasing and the following Contractor:

Lawn Butler Holdings LLC  
Name  
86 S 1250 W  
Address  
Centerville UT 84014  
City State Zip

LEGAL STATUS OF CONTRACTOR  
☐ Sole Proprietor  
☐ Non-Profit Corporation  
☐ For-Profit Corporation  
☒ Partnership  
☐ Government Agency

Contact Person Steve Thomas Phone #801-298-3330 Email steven.thomas@lawnbutler.net  
Vendor # VC0000191616 Commodity Code #72102

2. CONTRACT PORTFOLIO NAME: Grounds Maintenance and Landscaping Services

3. GENERAL PURPOSE OF CONTRACT: The general purpose of this contract is to provide: Grounds Maintenance and Landscaping Services

4. PROCUREMENT: This contract is entered into as a result of the procurement process on Bid# AS23-113.

5. CONTRACT PERIOD: Effective Date: July 1, 2023 Termination Date: June 30, 2028 unless terminated early or extended in accordance with the terms and conditions of this contract. Renewal options (if any): None.

6. Payment: Prompt Payment Discount (if any): n/a.

7. Administrative Fee, as described in the Solicitation and Attachment A: 0.50.

8. ATTACHMENT A: State of Utah Standard Terms and Conditions for ☐ Goods ☒ Services, or ☐ IT  
ATTACHMENT B: Scope of Work and Pricing

Any conflicts between Attachment A and the other Attachments will be resolved in favor of Attachment A.

9. DOCUMENTS INCORPORATED INTO THIS CONTRACT BY REFERENCE BUT NOT ATTACHED:  
a. All other governmental laws, regulations, or actions applicable to the goods and/or services authorized by this contract.  
b. Utah State Procurement Code, Procurement Rules, and Contractor's response to solicitation # AS23-113.

10. Each person signing this Agreement represents and warrants that he/she is duly authorized and has legal capacity to execute and deliver this Agreement and bind the parties hereto. Each signatory represents and warrants to the other that the execution and delivery of the Agreement and the performance of each party's obligations hereunder have been duly authorized and that the Agreement is a valid and legal agreement binding on the parties and enforceable in accordance with its terms.  
IN WITNESS WHEREOF, the parties sign and cause this contract to be executed. Notwithstanding verbal or other representations by the parties, the "Effective Date" of this Contract shall be the date provided within Section 5 above.

CONTRACTOR

[Signature] 8/4/2023  
Contractor's signature Date  
ISAAC DOMAN GENERAL MANAGER  
Type or Print Name and Title

STATE

[Signature] 8/8/2023  
Division of Purchasing Date

Ann Schliep 801-957-7132 aschliep@utah.gov  
Division of Purchasing Contact Person Telephone Number Email

(Revised 4-22-20 RS)





Andra	Occur.	Ea.	Total	SUM
Weeding	14			
Fertilization	4			
Spring & Fall Clean Up	2			
Shrub & Tree Trimming	2			
<b>Armstrong</b>	<b>Occur.</b>	<b>Ea.</b>	<b>Total</b>	
Mowing	28			
Weeding	14			
Fertilization	2			
Spring & Fall Clean Up	2			
Shrub & Tree Trimming	2			
<b>Breeze</b>	<b>Occur.</b>	<b>Ea.</b>	<b>Total</b>	
Mowing	28			
Fertilization	4			
Spring & Fall Clean Up	2			
<b>East Rec</b>	<b>Occur.</b>	<b>Ea.</b>	<b>Total</b>	
Spring & Fall Clean Up	2			
Weeding	2			
Shrub & Tree Trimming	1			
<b>GHID Office</b>	<b>Occur.</b>	<b>Ea.</b>	<b>Total</b>	
Mowing	28			
Weeding	14			
Fertilization/Weed	4			
Spring & Fall Clean Up	2			
Shrub & Tree Trimming	2			
<b>Hillsdale</b>	<b>Occur.</b>	<b>Ea.</b>	<b>Total</b>	
Weeding	4			
Spring & Fall Clean Up	2			
<b>Pioneer Lift Station</b>	<b>Occur.</b>	<b>Ea.</b>	<b>Total</b>	
Mowing	28			
Weeding	14			
Fertilization	1			
Spring & Fall Clean Up	2			
Shrub & Tree Trimming	2			
<b>Pleasant Valley</b>	<b>Occur.</b>	<b>Ea.</b>	<b>Total</b>	

[illegible]





# CAPITAL PROJECTS UPDATE



# CAPITAL PROJECTS APPROVAL

## 24A: Sewer Rehabilitation Project

Capital Project: 2023 Sewer Lining & Manhole Rehabilitation  
 Location: Various Sites  
 Project Budget: \$1,175,000  
 Consultant: GHID Staff  
 Contractor: TBD  
 Design Progress: 100%  
 Construction Progress: 0%

**Project Description:** Rehabilitate wastewater pipeline using CIPP lining method.

**Project Update:** The Invitation to Bid the Sewer Rehabilitation project was posted on the Utah Public Procurement Place (U3P) website. The public bid opening was held on February 20 and three bids were received as follows:

It is recommended that the low bidder, Inliner Solutions, LLC be awarded the construction contract in the amount of \$538,836.00. Inliner Solutions has previously completed similar work for the District and delivered quality work.

**Staff Recommendation: Motion to approve a construction contract for the 24A: Sewer Rehabilitation Project to Inliner Solutions, LLC in the amount of \$538,836.00.**

	Engineers Estimate	Inliner Solutions, LLC	Insituform Technologies, LLC	Planned & Engineered Construction
<b>TOTAL BID</b>	\$782,980.00	<b>\$538,836.00</b>	\$689,627.00	\$825,505.00

# CAPITAL PROJECTS APPROVAL



2888 South 3600 West • P.O. Box 701110 • West Valley City, Utah 84170-1110 • Phone (801) 968-3551 • Fax (801) 968-5467 • www.ghid.org

## Memorandum

Date: March 13, 2024

To: Jason Helm, P.E., General Manager

From: Jeremy Gregory, P.E., Staff Engineer

Subject: Contractor Selection – 24A: Sewer Rehabilitation Project

Copy: Todd Marti, MPA, P.E., Assistant General Manager/District Engineer  
Victor Narteh, P.E., Director of Engineering



Granger-Hunter Improvement District (District) posted an Invitation to Bid on the Utah Public Procurement Place (U3P or Sciquest) for the construction contract of the Sewer Rehabilitation Project. On Tuesday February 20, 2024, a public bid opening was held and read aloud for the above referenced project. Three contractors in total submitted bids. The Low Bid was submitted by Inliner Solutions, LLC, in the amount of \$538,836.00.

Bidder	Original Bid Amount
Inliner Solutions, LLC	\$538,836.00
Insituform Technologies, LLC	\$689,627.00
Engineers Estimate	\$782,980.00
Planned & Engineered Construction	\$825,505.00

The contractor's bid package has been reviewed and is believed to be complete and accurate. The contractor has provided the proper bid security in the form of a bid bond, E-Verify Certification, and other required documentation.

Based on past work that Inliner Solutions, LLC has done with the District, I recommend proceeding with requesting the GHID Board of Trustees to consider approval of a construction contract to Inliner Solutions, LLC in the amount of \$538,836.00 for the 24A: Sewer Rehabilitation Project. With your approval, I will add this request to the March 2023 Board Packet.

# CAPITAL PROJECTS APPROVAL

## 24F: Sewer Rehabilitation Project

Capital Project: 2023 Sewer Lining & Manhole Rehabilitation  
 Location: Various Sites  
 Project Budget: \$1,175,000  
 Consultant: GHID Staff  
 Contractor: TBD  
 Design Progress: 100%  
 Construction Progress: 0%

**Project Description:** Rehabilitate wastewater pipeline using CIPP lining method.

**Project Update:** A second sewer rehabilitation project was packaged and sent out for bid after receiving the competitive bids for the 24A: Sewer Rehabilitation Project.

The Invitation to Bid the Sewer Rehabilitation project was posted on the Utah Public Procurement Place (U3P) website. The public bid opening was held on March 11 and three bids were received as follows:

	Engineers Estimate	Insituform Technologies, LLC	Inliner Solutions, LLC	Mocon Pacific, Inc.
<b>TOTAL BID</b>	\$378,906.00	<b>\$377,747.00</b>	\$480,947.00	\$497,208.00

It is recommended that the low bidder, Insituform Technologies, LLC be awarded the construction contract in the amount of \$377,747.00. Insituform has previously completed similar work for the District and delivered quality work.

**Staff Recommendation: Motion to approve a construction contract for the 24F: Sewer Rehabilitation Project to Insituform Technologies, LLC in the amount of \$377,747.00.**

# CAPITAL PROJECTS APPROVAL



2888 South 3600 West • P.O. Box 701110 • West Valley City, Utah 84170-1110 • Phone (801) 968-3551 • Fax (801) 968-5467 • www.ghid.org

## Memorandum

Date: March 13, 2024

To: Jason Helm, P.E., General Manager

From: Jeremy Gregory, P.E., Staff Engineer

Subject: Contractor Selection – 24F: Sewer Rehabilitation Project

Copy: Todd Marti, MPA, P.E., Assistant General Manager/District Engineer  
Victor Narteh, P.E., Director of Engineering



Due to the competitive bids that were received for the 24A: Sewer Rehabilitation Project, Granger-Hunter Improvement District (District) posted a second bid package, 24F: Sewer Rehabilitation Project, on the Utah Public Procurement Place (U3P or Sciqwest). On Monday March 11, 2024, a public bid opening was held and read aloud for the above referenced project. Three contractors in total submitted bids. The Low Bid was submitted by Insituform Technologies, LLC in the amount of \$377,747.00.

Bidder	Original Bid Amount
Insituform Technologies, LLC	\$377,747.00
Engineers Estimate	\$378,906.00
Inliner Solutions, LLC	\$480,947.00
Mocon Pacific, Inc.	\$497,208.00

The contractor's bid package has been reviewed and believed to be complete and accurate. The contractor has provided the proper bid security in the form of a bid bond, E-Verify Certification, and other required documentation.

Based on past work that Insituform Technologies, LLC has done with the District, I recommend proceeding with requesting the GHID Board of Trustees to consider approval of a construction contract to Insituform Technologies, LLC in the amount of \$377,747.00 for the 24F: Sewer Rehabilitation Project. With your approval, I will add this request to the March 2024 Board Packet.

# CAPITAL PROJECTS APPROVAL

## 24D: Wastewater Channel Grinder Replacements

Capital Project:	Channel Grinders
Location:	Montec (2261 South 3270 West) Pleasant Valley (6158 West 2920 South)
Project Budget:	\$140,000
Consultant:	GHID Staff
Contractor:	TBD
Design Progress:	N/A
Construction Progress:	0%

**Project Description:** Replace 2-4 wastewater lift station channel grinders per year.

**Project Update:** The District operates 16 channel grinders at 8 different wastewater lift stations. The useful life of channel grinders is 5 years and we replace 2-4 per year. The District released a Request for Proposals for 5 years of replacements, based on the following criteria:

1. Company and Equipment Background (20%)
2. Detailed Equipment Specifications (20%)
3. Warranty, Support and Training (10%)
4. Cost (50%)

The RFP was posted on U3P and one proposal was received from JWC Environmental. In the event of only one proposal received, the UASD Purchasing Policy states the District must conduct a review to ensure:

1. The proposal meets the minimum requirements;
2. Pricing and terms are reasonable; and
3. The proposal is in the best interest of the District.

District staff reviewed the proposal and determined that the proposal did meet the minimum requirements, the pricing and terms are comparable to previous years, and the proposal is in the best interest of the District. In 2024, two grinders at the Montec Lift Station (2261 South 3270 West) and one at the Pleasant Valley (6158 West 2920 South) lift stations will be replaced. In the next 4 years, all other grinders will be cycled through.

**Staff Recommendation:** Motion to approve a contract to JWC Environmental, Inc. For the purchase of 3 wastewater channel grinders for the 24D: Wastewater Channel Grinders Project in the amount of \$91,824.22.



Montec Lift Station



Pleasant Valley Lift Station



# INFRASTRUCTURE FUNDING OPPORTUNITIES

Funding Opportunity	Funding Agency	Cost Match	Timeline	Projects	Status
<b>American Rescue Plan Act (ARPA) - \$1.4B to Utah</b>	Drinking Water SRF	Up to 49% Grant Opportunity	Allocated by 2024, Spent by 2026	Redwood Road Waterline Replacement, Ridgeland Pump Station Replacement	Received \$13.8 M - \$2.8M in principal forgiveness and \$11M at 0.5%
<b>Infrastructure and Investment Jobs Act</b>	Drinking Water SRF	Up to 49% Grant Opportunity	Next 5 Years	Redwood Road Waterline Replacement, Ridgeland Pump Station Replacement	
<b>Clean Water State Revolving Fund (CWSRF)</b>	Water Quality Board	Low-interest loans	TBD	Pleasant Valley Lift Station Replacement	TBD
<b>WaterSMART Drought Response Program</b>	Bureau of Reclamation	Up to \$5M in grants per project	Complete	Anderson TWP & Well No. 18 Drilling/Construction	Received \$5M Grant
<b>DNR Division of Water Resources</b>	Board of Water Resources	Used to cover match for WaterSMART	Apply by September 30.	Anderson Water Treatment Plant, Zone 1 Reservoir, Future Well No. 18, Well No. 1 Replacement	TBD
<b>Bipartisan Infrastructure Law (BIL) for Lead Service Line Inventory - \$28M per Year for 5 Years</b>	Utah Division of Drinking Water	Up to \$100,000 per year up to 5 years		Lead Service Line Inventory (Contractor)	Received \$100,000 with 100% principal forgiveness
<b>Emerging Contaminants Funding (Manganese Removal)</b>	Utah Division of Drinking Water	Requesting ~ \$2.5M		Anderson Water Treatment Plant (Wells No. 16 & 18)	Awarded \$2.5M Grant for Anderson WTP
<b>BRIC (Building Resilient Infrastructure and Communities) Grant</b>	FEMA	N/A		Hazard Mitigation Plan	Awarded \$119,998.99
<b>WEEG (Water and Energy Efficiency Grant)</b>	Bureau of Reclamation	50% or less, up to \$500,000 over 2 years	By February 2024	Supplement meter purchases to replace obsolete small and large meters.	Applied - waiting
<b>Infrastructure and Investment Jobs Act (IIJA) - Community Project Funding</b>	U.S. House of Representatives	Proposing 75/25 Split	By March 2024	5400 West Pipeline	Applied - waiting
<b>WaterSMART Drought Response Program</b>	Bureau of Reclamation	Up to \$5M in grants per project	July 2024	Zone 1 Reservoir	Applying soon
<b>WaterSMART Planning and Project Design</b>	Bureau of Reclamation	Up to \$400,000 in grants per project	Starting April 2024	For 60% design for projects to be submitted for WaterSMART Drought Response Grant. Zone 1 Reservoir.	Applying soon
<b>TOTAL GRANTS:</b>					<b>\$10,519,998.99</b>

# CAPITAL PROJECTS UPDATE

## 20A&I: 3100 South to 4100 South Redwood Road Water and Sewer Project

Capital Project:	20A-Redwood Road Sewer 20I-Redwood Road Water
Location:	3100 South to 4100 South, Redwood Road
Consultant:	Bowen Collins & Associates
Contractor:	Silver Spur Construction
Design Progress:	100%
Construction Progress:	50%

**Project Description:** Replace aging distribution piping in Redwood Road and construct a new sewer line running north to provide additional capacity for new growth. The waterline replacement will be funded by the Utah SRF and sewer line will be funded by District impact fees.

**Project Update:** The contractor has installed nearly half of the mainline on the west side of Redwood Road. Currently, the contractor has suspended their work until the weather improves.

## 20D: Kent Booster Pump Station Replacement and Tank Purchase

Capital Project:	Tank Farm Booster Replacement/Tank Purchase/Energy Improvements Project
Location:	4404 South 4800 West
Consultant:	Hansen, Allen & Luce
Contractor:	VanCon Inc.
Design Progress:	100%
Construction Progress:	70%

**Project Description:** Replacement of the existing Kent Booster Pump Station at Tank Farm (4404 South 4800 West), site piping replacements, and purchase of one existing 5 MG Jordan Valley Water tank.

**Project Update:** Construction of the pump station masonry walls is in progress. The contractor has built a cofferdam to facilitate the open cut installation of one 36-inch and two 16-inch waterlines under the Utah & Salt Lake Canal. Work in the canal right-of-way is expected to be completed before the irrigation season commences.



CMU installation for pump station building



Bypass pumping of canal water around pipe installation site



# CAPITAL PROJECTS UPDATE

## 21F: SCADA Modernization Project

Capital Project: SCADA Modifications/Upgrades  
Location: Various Sites  
Consultant: APCO, Inc.

**Project Description:** Upgrades and modifications to the District's existing Supervisory Control and Data Acquisition (SCADA) system. This project will modernize the AVEVA System by adding object-based tags and creating high-performance graphics, along with upgrading aging and obsolete hardware.

**Project Update:** Working on hardware upgrades to two PRV sites at 7200 W 3400 S and 6800 W 3500 S.

## 22A: 2022 Large Meter Replacements

Capital Project: 2022 Meter Vault Upgrades  
Location: Various Sites  
Consultant: GHID Staff  
Contractor: GHID Staff  
Design Progress: 100%  
Construction Progress: 5%

**Project Description:** Next set of retail meter vault upgrades and rehabilitation.

**Project Update:** District staff re-evaluated the conditions of the vaults to be replaced and have decided that the vaults are in decent shape but will require new piping, valves, and meters. The vaults will be replumbed in-house by GHID construction crew and meters replaced with magnetic flow meters (mag meters).

# CAPITAL PROJECTS UPDATE

## 22F: Ridgeland Pump Station Replacement

Capital Project:	Ridgeland Pump Station Replacement/Site Improvements
Location:	2386 South 3600 West
Consultant:	J-U-B Engineers, Inc.
Contractor:	Condie Construction Co.
Design Progress:	100%
Construction Progress:	65%

**Project Description:** Replacement of the existing 4,000 GPM pumpstation at 2386 South 3600 West, including the building and generator, and upgrades to the site landscaping and fencing.

**Project Update:** The work in the booster pump station is ongoing. It is anticipated that pumps will be delivered and installed late March.



Interior and exterior photos of the booster pump station.

## 23C: Well No. 1 Chlorinator Replacement

Capital Project:	Chlorine Generation Equipment - Well No. 1
Location:	1311 West 3300 South
Consultant:	Sunrise Engineering, Inc.
Contractor:	Hills Construction, Inc.
Design Progress:	100%
Construction Progress:	70%

**Project Description:** Chlorine generation equipment at Well No. 1 has reached its useful life and is in need of replacement. Other necessary improvements are needed to for continued operation.

**Project Update:** The sodium hypochlorite system has been delivered and is scheduled for installation the middle of March.



New chlorinator, epoxy flooring, and concrete pad.



New doors and electrical work.

# CAPITAL PROJECTS UPDATE

## 23D: Acord Reservoir Repairs & Recoating

Capital Project: Well No. 12 Reservoir  
Location: 1490 W 3100 S  
Consultant: Infinity Corrosion Group  
Contractor: Viking Industrial Painting  
Design Progress: 100%  
Construction Progress: 0%

**Project Description:** Structural repairs and recoating of the 2 MG steel reservoir.

**Project Update:** Contractor anticipates beginning the work early to mid summer.



## 23E: Buildings A & C Repairs and Upgrades


Capital Project: Building C Upgrades & Building A Upgrades/Modifications  
Location: 2888 S 3600 W  
Consultant: Design West Architects  
Contractor: Achieve Contracting, LLC  
Design Progress: 100%  
Construction Progress: 50%

**Project Description:** Needed updates to GHID Buildings A, B, and C include replacement of garage doors, lights, ceiling tiles, doors, and new paint.

**Project Update:** Contractor has completed most of the audiovisual (AV) work and door installations. Garage doors a schedule for replacement within the next week.



AV, lighting, and ceiling tile installation



Door and frame installation



# CAPITAL PROJECTS UPDATE

## 23F: East Rec Cathodic Protection System Upgrades

Capital Project:	Cathodic Protection System Replacement at East Rec, East Rec Wet Well Lining
Location:	1400 W 3100 S
Consultant:	Horrocks
Contractor:	TBD
Design Progress:	90%
Construction Progress:	0%

**Project Description:** Replacement of the non-functional cathodic protection system and lining of the wet well.

**Project Update:** Design is ongoing.

## 23G: Chesterfield & Warner Exhaust System Upgrades

Capital Project:	Chesterfield Wet Well Exhaust System, Warner Dry Well Exhaust System
Location:	2600 S 5370 W (Warner Upgrades) 1247 W 2320 S (Chesterfield Upgrades)
Consultant:	Bowen, Collins, & Associates
Contractor:	Pipe Rehab Specialists (Warner Upgrades) Innovative Sheet Metal (Chesterfield Upgrades)
Design Progress:	100%
Construction Progress:	100% (Warner Upgrades) 5% (Chesterfield Upgrades)

**Project Description:** Replacement of exhaust systems at both Chesterfield and Warner.

**Project Update:** The exhaust system upgrade at the Warner WWPS is complete. Currently reviewing submittals for the Chesterfield Upgrades. Construction to begin in mid to late March.

# CAPITAL PROJECTS UPDATE

## 23I: Anderson Water Treatment Plant

Capital Project:	N/A
Location:	1629 W 2320 S
Consultant:	J-U-B Engineers
Contractor:	TBD
Design Progress:	30%
Construction Progress:	0%

**Project Description:** Water Treatment Plant at the Well No. 16 site to remove manganese/iron/ammonia from Well No. 16 and future Well No. 18, partially funded by a Bureau of Reclamation WaterSMART Grant.

**Project Update:** Moving to 60% design.

## 23L: Well No. 18 Drilling & Equipping

Capital Project:	Well No. 18
Location:	TBD
Consultant:	Hansen, Allen & Luce
Contractor:	TBD
Design Progress:	15%
Construction Progress:	0%

**Project Description:** Drilling of new Well No. 18 near Well No. 16 as part of the Anderson Water Treatment Plant.

**Project Update:** Currently negotiating property purchase.

# CAPITAL PROJECTS UPDATE

## 23Q: PRV Vault Electrical Upgrades

Capital Project:	2023 PRV Vault Electrical Upgrades
Location:	Various Sites
Consultant:	GHID Staff
Contractor:	TBD
Design Progress:	0%
Construction Progress:	0%

**Project Description:** Replace/Upgrade electrical components within PRV Vaults.

**Project Update:** Determining scope of work and fee.

## 23V: Decker Main Emergency Repairs

Capital Project:	N/A
Location:	2900 S I-215
Consultant:	GHID Staff
Contractor:	TBD
Design Progress:	0%
Construction Progress:	0%

**Project Description:** Replace coupler and valves and discharge header at the Decker Main Lift Station.

**Project Update:** Parts have been ordered to replace the failed valves and the failed coupler. Waiting on delivery to schedule install. Working with Bowen, Collins & Associates to finalize design scope and fee to replace leaking discharge header.

# CAPITAL PROJECTS UPDATE

## 23W: Acord Booster Pump Flooring and Painting

Capital Project:	N/A
Location:	1490 W 3100 S
Consultant:	GHID Staff
Contractor:	Corrio Construction
Design Progress:	100%
Construction Progress:	0%

**Project Description:** Epoxy paint the flooring and paint doors.

**Project Update:** Contractor has completed the epoxy flooring and plans to complete remaining work within the next month.

## 24A: Sewer Rehabilitation Project

Capital Project:	2023 Sewer Lining & Manhole Rehabilitation
Location:	Various Sites
Consultant:	GHID Staff
Contractor:	TBD
Design Progress:	100%
Construction Progress:	0%

**Project Description:** Rehabilitate wastewater pipeline using CIPP lining method.

**Project Update:** See capital project approvals.

# CAPITAL PROJECTS UPDATE

## 24D: Wastewater Channel Grinder Replacements

Capital Project:	Channel Grinders
Location:	Montec (2261 South 3270 West) Pleasant Valley (6158 West 2920 South)
Consultant:	GHID Staff
Contractor:	-
Design Progress:	N/A
Construction Progress:	0%

**Project Description:** Solicit proposals for the next 5 years of channel grinder replacements for the District's wastewater lift stations.

**Project Update:** See capital project approvals.

## 24E: Fire Hydrant Replacement Project

Capital Project:	Fire Hydrant Replacements
Location:	Various Sites
Consultant:	GHID Staff
Contractor:	-
Design Progress:	90%
Construction Progress:	0%

**Project Description:** Replacement of fire hydrants that no longer operate properly and have reached their useful life.

**Project Update:** Design is nearly complete.



# CAPITAL PROJECTS UPDATE

## 24F: Sewer Rehabilitation Project

Capital Project:	2023 Sewer Lining & Manhole Rehabilitation
Location:	Various Sites
Consultant:	GHID Staff
Contractor:	TBD
Design Progress:	100%
Construction Progress:	0%

**Project Description:** Rehabilitate wastewater pipeline using CIPP lining method.

**Project Update:** See capital project approvals.

# SMALL PROJECTS UPDATE

## SRF and BOR Grant Application Assistance

Capital Project:	Small Design Support
Location:	Various Sites
Consultant:	J-U-B Engineers, Inc.
Application Progress:	100%
Construction Progress:	N/A

**Project Description:** Assistance with various grant applications to obtain outside funding.

**Project Update:** The District submitted a grant application for the Bureau of Reclamation's Water and Energy Efficiency Grants to replace aging water meters over the next two years. Successful applications will be announced in July.

The District also recently submitted a Community Project Funding request to replace approximately 1 mile of aging water main on 5400 West.

## Well Water Quality Analysis & Rehabilitation Recommendations

Capital Project:	Well Water Quality Analysis & Rehabilitation Recommendations
Location:	Various Sites
Consultant:	CRS Engineers
Design Progress:	100%
Construction Progress:	N/A

**Project Description:** This project will sample the District's six active wells and using historical data develop performance and water quality data. This data would be used to create a maintenance plan which include procedures and quantities for any proposed chemical treatments.

**Project Update:** The final report has been received.

# SMALL PROJECTS UPDATE

## Plant Topography

Capital Project: -  
Location: 1360 W 3100 S  
Consultant: GHID (design)  
Meridian Engineering, Inc. (survey)  
Design Progress: 10%  
Construction Progress: N/A

**Project Description:** Survey and topography work is being done to determine the amount of fill that can be brought in if the canal property is acquired next to our existing spoils site.

**Project Update:** The site survey is complete. Design work to begin shortly.

# CAPITAL PROJECTS MAP

## Capital Projects

### Capital Projects - Current

#### CIP Status

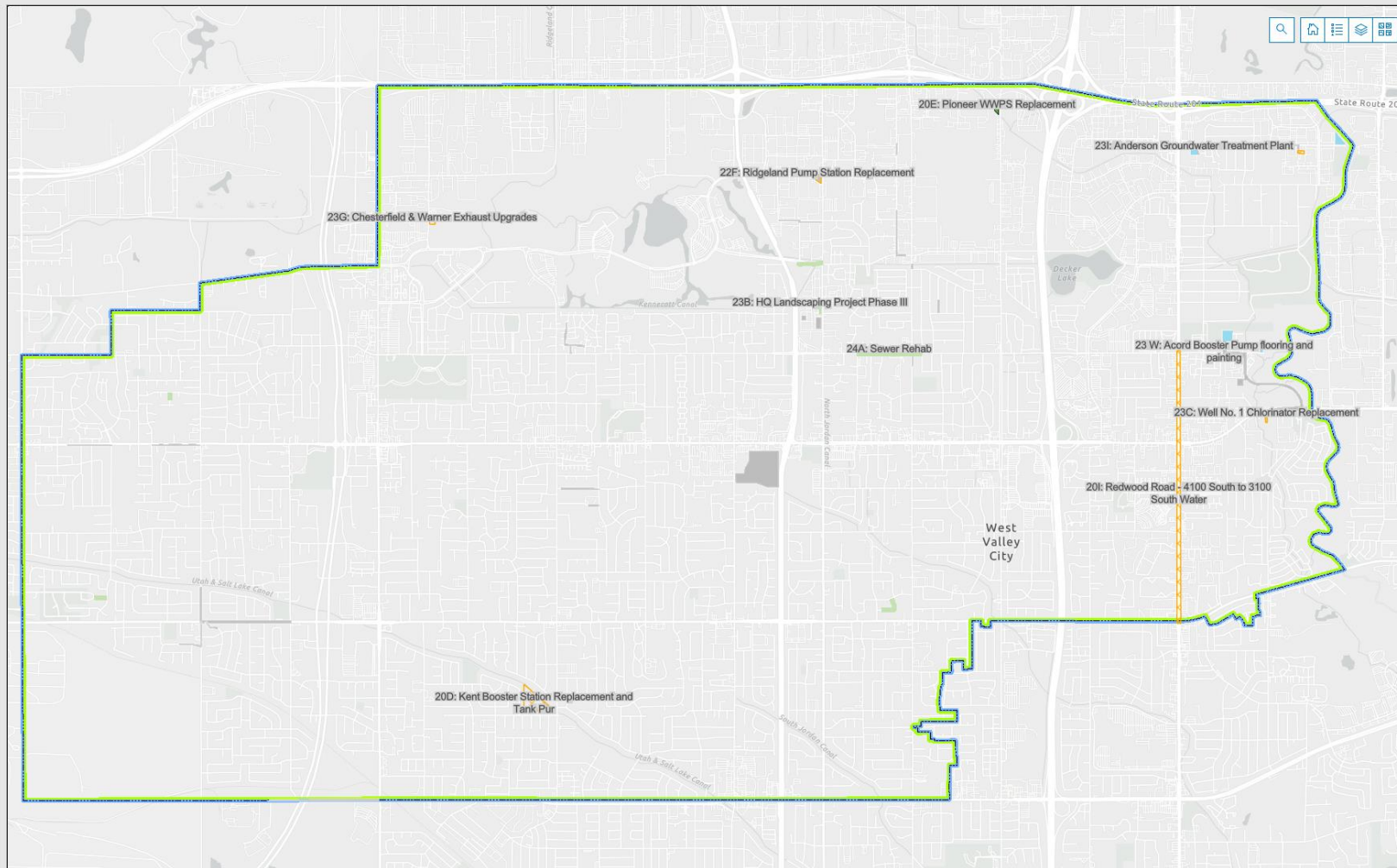
- Under Design
- Constructed
- Designed
- Finished
- Planning
- Under Construction
- others

### Capital Projects - Completed 2 years



### Boundary

GHID Boundary



### Projects completed Last 2 years

- 20D: Kent Booster Station Replacement and Tank Pur
- 20A: Redwood Road - 4100 South to 3100 South Water
- 20E: Pioneer WWPS Replacement
- 21J GHID Headquarters Landscaping Phase 2
- 22F: Ridgeland Pump Station Replacement
- 23B: HQ Landscaping Project Phase III
- 23C: Well No. 1 Chlorinator Replacement

### Completed Projects

- 20B: Rushton Groundwater Treatment Plant
- 20G: Building B Expansion
- 21H: Well No. 16 Chlorinator
- 21J GHID Headquarters Landscaping Phase 2
- 22B Sewer Rehabilitation Project
- 22D: 4100 S 6400 W 4700 S
- 22E Rawhide, Cochise, Hawkeye & Blackhawk



Project Activity vs Budget Report  
By Project Number

Date Range: 01/01/2024 - 12/31/2024

Project Number	Project Name	Group	Project Type	Status				
<a href="#">20A</a>	REDWOOD ROAD SEWERLINE PROJECT	CAP EX	WASTEWATER	Active				
Expenses					Date Range	Beginning	Ending	Budget
Account Key	Account Name	Encumbrances	Total Budget	Budget	Balance	Total Activity	Balance	Remaining
<a href="#">20ACONSTMGMT</a>	REDWOOD RD SEWER CONSTR...	18,715.00	30,000.00	30,000.00	0.00	0.00	0.00	11,285.00
<a href="#">20ACONSTRUCTION</a>	REDWOOD RD SEWER CONSTR...	869,955.00	910,000.00	910,000.00	0.00	0.00	0.00	40,045.00
<a href="#">20ADESIGN</a>	DESIGN	0.00	49,032.40	0.00	131,311.98	0.00	131,311.98	-82,279.58
<a href="#">20AINSPECTION</a>	REDWOOD RD SEWER SUPPLE...	6,241.50	58.50	0.00	58.50	0.00	58.50	-6,241.50
<a href="#">20APERMITS</a>	PERMITS	0.00	30,000.00	30,000.00	0.00	0.00	0.00	30,000.00
Total Expenses:		894,911.50	1,019,090.90	970,000.00	131,370.48	0.00	131,370.48	-7,191.08
20A Total:		894,911.50	1,019,090.90	970,000.00	131,370.48	0.00	131,370.48	-7,191.08
<a href="#">20B</a>	RUSHTON WATER TREATMENT PLANT	CAP EX	WATER	Active				
Expenses					Date Range	Beginning	Ending	Budget
Account Key	Account Name	Encumbrances	Total Budget	Budget	Balance	Total Activity	Balance	Remaining
<a href="#">20BCONSTMGMT</a>	CONSTRUCTION MANAGEMENT	0.00	353,597.71	0.00	837,867.46	0.00	837,867.46	-484,269.75
<a href="#">20BCONSTRUCTION</a>	CONSTRUCTION	0.00	10,871,066.76	0.00	10,386,797.01	0.00	10,386,797.01	484,269.75
<a href="#">20BEASEMENT</a>	EASEMENTS	0.00	38,580.00	0.00	38,580.00	0.00	38,580.00	0.00
<a href="#">20BUTILITYWORK</a>	3RD PARTY UTILITY WORK	0.00	386.56	0.00	386.56	0.00	386.56	0.00
Total Expenses:		0.00	11,263,631.03	0.00	11,263,631.03	0.00	11,263,631.03	0.00
20B Total:		0.00	11,263,631.03	0.00	11,263,631.03	0.00	11,263,631.03	0.00
<a href="#">20D</a>	KENT PUMP STATION REPLACEMENT ...	CAP EX	WATER	Active				
Expenses					Date Range	Beginning	Ending	Budget
Account Key	Account Name	Encumbrances	Total Budget	Budget	Balance	Total Activity	Balance	Remaining
<a href="#">20DCONSTMGT</a>	20D CONSTRUCTION MANAG...	314,390.22	687,733.25	550,000.00	190,840.80	0.00	190,840.80	182,502.23
<a href="#">20DCONSTRUCTION</a>	CONSTRUCTION	4,683,766.98	14,444,045.05	3,900,000.00	10,543,345.05	747,124.75	11,290,469.80	-1,530,191.73
<a href="#">20DDSIGNCONTRACT</a>	20D DESIGN CONTRACT	0.00	189,488.10	0.00	8,580.55	0.00	8,580.55	180,907.55
<a href="#">20DPERMITS/EASEMENTS</a>	PERMITS & EASEMENTS	0.00	56,000.00	50,000.00	6,700.00	35,710.00	42,410.00	13,590.00
<a href="#">20DTANKPURCHASE</a>	TANK PURCHASE	0.00	1,520,665.00	0.00	1,520,665.00	0.00	1,520,665.00	0.00
Total Expenses:		4,998,157.20	16,897,931.40	4,500,000.00	12,270,131.40	782,834.75	13,052,966.15	-1,153,191.95
20D Total:		4,998,157.20	16,897,931.40	4,500,000.00	12,270,131.40	782,834.75	13,052,966.15	-1,153,191.95
<a href="#">20E</a>	PIONEER WWPS REPLACEMENT	CAP EX	WASTEWATER	Active				
Expenses					Date Range	Beginning	Ending	Budget
Account Key	Account Name	Encumbrances	Total Budget	Budget	Balance	Total Activity	Balance	Remaining
<a href="#">20ECONSTMGT</a>	CONSTRUCTION MANAGEMENT	0.00	165,992.90	15,000.00	150,905.74	3,095.25	154,000.99	11,991.91
<a href="#">20ECONSTRUCTION</a>	CONSTRUCTION	0.00	3,617,211.16	19,000.00	3,598,298.32	-1,073.77	3,597,224.55	19,986.61

Project Activity vs Budget Report

Date Range: 01/01/2024 - 12/31/2024

Project Number	Project Name	Group	Project Type		Status				
<a href="#">20ESCADA</a>	PIONEER WWPS SCADA WORK		15,997.30	23,726.70	0.00	23,726.70	0.00	23,726.70	-15,997.30
Total Expenses:			15,997.30	3,806,930.76	34,000.00	3,772,930.76	2,021.48	3,774,952.24	15,981.22
20E Total:			15,997.30	3,806,930.76	34,000.00	3,772,930.76	2,021.48	3,774,952.24	15,981.22
<a href="#">20I</a>	REDWOOD ROAD WATERLINE PROJECT	CAP EX	WATER		Active				
Expenses					Date Range	Beginning		Ending	Budget
Account Key	Account Name	Encumbrances	Total Budget	Budget	Balance	Total Activity	Balance	Remaining	
<a href="#">20ICONSTMGMT</a>	REDWOOD RD WATER CONST...	116,730.75	254,489.25	235,000.00	19,489.25	1,023.00	20,512.25	117,246.25	
<a href="#">20ICONSTRUCTION</a>	REDWOOD RD WATERLINE CO...	7,218,424.62	12,461,379.88	8,245,363.00	4,216,016.88	195,603.50	4,411,620.38	831,334.88	
<a href="#">20IDESIGN</a>	DESIGN	0.00	259,513.16	0.00	63,354.79	0.00	63,354.79	196,158.37	
<a href="#">20IINSPECTION</a>	REDWOOD RD WATER SUPPLE...	81,520.00	620.00	0.00	620.00	0.00	620.00	-81,520.00	
<a href="#">20IPI</a>	REDWOOD RD PUBLIC INVOLV...	32,067.39	67,267.06	50,000.00	17,267.06	0.00	17,267.06	17,932.61	
Total Expenses:			7,448,742.76	13,043,269.35	8,530,363.00	4,316,747.98	196,626.50	4,513,374.48	1,081,152.11
20I Total:			7,448,742.76	13,043,269.35	8,530,363.00	4,316,747.98	196,626.50	4,513,374.48	1,081,152.11
<a href="#">21F</a>	SCADA MASTER PLAN	CAP EX	FACILITIES		Active				
Expenses					Date Range	Beginning		Ending	Budget
Account Key	Account Name	Encumbrances	Total Budget	Budget	Balance	Total Activity	Balance	Remaining	
<a href="#">21FCONTRACT</a>	CONTRACT	0.00	395,009.27	200,000.00	194,349.27	3,800.00	198,149.27	196,860.00	
<a href="#">21FWIN911</a>	WIN911 SOFTWARE	0.00	0.00	0.00	660.00	0.00	660.00	-660.00	
Total Expenses:			0.00	395,009.27	200,000.00	195,009.27	3,800.00	198,809.27	196,200.00
21F Total:			0.00	395,009.27	200,000.00	195,009.27	3,800.00	198,809.27	196,200.00
<a href="#">22C</a>	LAKE PARK & MERRY LANE SUBDIVISI...	CAP EX	WATER		Active				
Expenses					Date Range	Beginning		Ending	Budget
Account Key	Account Name	Encumbrances	Total Budget	Budget	Balance	Total Activity	Balance	Remaining	
<a href="#">22CCHANGEORDER</a>	CHANGE ORDERS	0.00	106,043.68	0.00	311,393.53	0.00	311,393.53	-205,349.85	
<a href="#">22CCONSTMGMT</a>	CONSTRUCTION MANAGEMENT	0.00	77,568.00	0.00	32,809.25	0.00	32,809.25	44,758.75	
<a href="#">22CONSTRUCTION</a>	CONSTRUCTION	0.00	2,094,475.52	0.00	1,889,125.67	0.00	1,889,125.67	205,349.85	
<a href="#">22CDESIGN</a>	DESIGN	0.00	0.00	0.00	15,288.75	0.00	15,288.75	-15,288.75	
<a href="#">22CPI</a>	PUBLIC INVOLVEMENT	0.00	19,197.25	0.00	19,197.25	0.00	19,197.25	0.00	
Total Expenses:			0.00	2,297,284.45	0.00	2,267,814.45	0.00	2,267,814.45	29,470.00
22C Total:			0.00	2,297,284.45	0.00	2,267,814.45	0.00	2,267,814.45	29,470.00
<a href="#">22D</a>	4100 SOUTH & 4700 SOUTH WATERLI...	CAP EX	WATER		Active				
Expenses					Date Range	Beginning		Ending	Budget
Account Key	Account Name	Encumbrances	Total Budget	Budget	Balance	Total Activity	Balance	Remaining	
<a href="#">22DCHANGEORDERS</a>	22D CHANGE ORDERS	0.00	112,324.55	0.00	112,324.55	0.00	112,324.55	0.00	
<a href="#">22DCONSTMGMT</a>	22D CONSTRUCTION ADMINIS...	0.00	98,627.48	0.00	36,506.23	0.00	36,506.23	62,121.25	
<a href="#">22DCONSTRUCTION</a>	22D CONTRUCTION	0.00	2,439,354.98	0.00	2,439,354.98	0.00	2,439,354.98	0.00	
<a href="#">22DDESIGN</a>	22D ENGINEERING DESIGN	0.00	0.00	0.00	58,324.75	0.00	58,324.75	-58,324.75	
<a href="#">22DDESIGNAMENDMENTS</a>	22D DESIGN AMENDMENTS	0.00	0.00	0.00	3,796.50	0.00	3,796.50	-3,796.50	



Project Activity vs Budget Report

Date Range: 01/01/2024 - 12/31/2024

Project Number	Project Name	Group	Project Type	Status				
<a href="#">22DPI</a>	22D PUBLIC INVOLVEMENT		0.00	26,443.94	0.00	26,443.94	0.00	0.00
	Total Expenses:		0.00	2,676,750.95	0.00	2,676,750.95	0.00	0.00
	22D Total:		0.00	2,676,750.95	0.00	2,676,750.95	0.00	0.00
<a href="#">22F</a>	RIDGELAND PUMP STATION REPLAC...	CAP EX	WATER	Active				
Expenses				Date Range	Beginning		Ending	Budget
Account Key	Account Name	Encumbrances	Total Budget	Budget	Balance	Total Activity	Balance	Remaining
<a href="#">22FCHANGEORDER</a>	CONSTRUCTION CHANGE ORD...	24,915.23	160,143.33	29,000.00	131,143.33	4,070.85	135,214.18	13.92
<a href="#">22FCONSTMGMT</a>	CONSTRUCTION MANAGEMENT	52,110.43	136,825.29	50,000.00	86,825.29	12,307.28	99,132.57	-14,417.71
<a href="#">22FCONSTRUCTION</a>	CONSTRUCTION	1,400,667.55	2,983,557.45	1,871,000.00	1,112,557.45	412,036.25	1,524,593.70	58,296.20
<a href="#">22FDESIGN</a>	DESIGN	0.00	328,056.46	0.00	328,056.46	0.00	328,056.46	0.00
<a href="#">22FPERMITS</a>	WVC PERMIT FEES	0.00	1,767.00	0.00	1,767.00	0.00	1,767.00	0.00
	Total Expenses:	1,477,693.21	3,610,349.53	1,950,000.00	1,660,349.53	428,414.38	2,088,763.91	43,892.41
	22F Total:	1,477,693.21	3,610,349.53	1,950,000.00	1,660,349.53	428,414.38	2,088,763.91	43,892.41
<a href="#">22H</a>	WATER INNOVATION & METER TESTI...	CAP EX	FACILITIES	Active				
Expenses				Date Range	Beginning		Ending	Budget
Account Key	Account Name	Encumbrances	Total Budget	Budget	Balance	Total Activity	Balance	Remaining
<a href="#">22HCONSTBATH</a>	WATER INNOVATION CENTER ...	0.00	15,000.00	15,000.00	0.00	0.00	0.00	15,000.00
<a href="#">22HCONSTRUCTION</a>	CONSTRUCTION	0.00	138,879.66	0.00	138,879.66	0.00	138,879.66	0.00
	Total Expenses:	0.00	153,879.66	15,000.00	138,879.66	0.00	138,879.66	15,000.00
	22H Total:	0.00	153,879.66	15,000.00	138,879.66	0.00	138,879.66	15,000.00
<a href="#">23A</a>	2023 SEWER LINING AND REHABILITA...	CAP EX	WASTEWATER	Active				
Expenses				Date Range	Beginning		Ending	Budget
Account Key	Account Name	Encumbrances	Total Budget	Budget	Balance	Total Activity	Balance	Remaining
<a href="#">23ACONSTR</a>	CONSTRUCTION	0.00	765,630.43	0.00	765,630.43	0.00	765,630.43	0.00
	Total Expenses:	0.00	765,630.43	0.00	765,630.43	0.00	765,630.43	0.00
	23A Total:	0.00	765,630.43	0.00	765,630.43	0.00	765,630.43	0.00
<a href="#">23C</a>	WELL NO. 1 CHLORINATOR	CAP EX	WATER	Active				
Expenses				Date Range	Beginning		Ending	Budget
Account Key	Account Name	Encumbrances	Total Budget	Budget	Balance	Total Activity	Balance	Remaining
<a href="#">23C DESIGN</a>	23C DESIGN	475.00	30,700.00	0.00	30,700.00	0.00	30,700.00	-475.00
<a href="#">23CCONST</a>	CONSTRUCTION	157,137.80	579,880.00	235,000.00	344,880.00	0.00	344,880.00	77,862.20
<a href="#">23CCONSTMGMT</a>	23C CONSTRUCTION MANAGE...	3,023.00	23,069.50	10,000.00	13,069.50	507.50	13,577.00	6,469.50
	Total Expenses:	160,635.80	633,649.50	245,000.00	388,649.50	507.50	389,157.00	83,856.70
	23C Total:	160,635.80	633,649.50	245,000.00	388,649.50	507.50	389,157.00	83,856.70
<a href="#">23D</a>	ACORD RESERVOIR REPAIR & RECOAT...	CAP EX	WATER	Active				
Expenses				Date Range	Beginning		Ending	Budget
Account Key	Account Name	Encumbrances	Total Budget	Budget	Balance	Total Activity	Balance	Remaining

Project Activity vs Budget Report

Date Range: 01/01/2024 - 12/31/2024

Project Number	Project Name	Group		Project Type	Status				
	<a href="#">23DCONSTMGMT</a>	CONSTRUCTION MANAGEMENT	0.00	66,000.00	66,000.00	0.00	0.00	0.00	66,000.00
	<a href="#">23DCONSTRUCTION</a>	CONSTRUCTION	0.00	1,100,000.00	1,100,000.00	0.00	0.00	0.00	1,100,000.00
	<a href="#">23DDESIGN</a>	23D ENGINEERING DESIGN	20,609.18	77,403.22	50,000.00	27,403.22	5,487.60	32,890.82	23,903.22
		Total Expenses:	20,609.18	1,243,403.22	1,216,000.00	27,403.22	5,487.60	32,890.82	1,189,903.22
		23D Total:	20,609.18	1,243,403.22	1,216,000.00	27,403.22	5,487.60	32,890.82	1,189,903.22

[23E](#)

BUILDINGS A B & C UPGRADES AND ...			CAP EX	FACILITIES	Active				
Expenses					Date Range	Beginning		Ending	Budget
Account Key	Account Name	Encumbrances	Total Budget	Budget	Balance	Total Activity	Balance	Remaining	
<a href="#">23EBLDGACHANGEORDER</a>	BUILDING A CHANGE ORDERS	8,047.85	11,570.00	11,570.00	0.00	3,521.44	3,521.44	0.71	
<a href="#">23EBLDGADESIGNAMEND</a>	DESIGN AMENDMENT FOR BUI...	238.64	6,781.36	0.00	6,781.36	0.00	6,781.36	-238.64	
<a href="#">23EBLDGBCHANGEORDER</a>	BUILDING B CHANGE ORDERS	0.00	2,522.00	2,522.00	0.00	2,521.43	2,521.43	0.57	
<a href="#">23EBLDGBDESIGNAMEND</a>	DESIGN AMENDMENT FOR BUI...	383.13	1,016.87	0.00	1,016.87	0.00	1,016.87	-383.13	
<a href="#">23EBLDGCCCHANGEORDER</a>	BUILDING C CHANGE ORDERS	0.00	2,522.00	2,522.00	0.00	2,521.43	2,521.43	0.57	
<a href="#">23EBLDGCDESIGNAMEND</a>	DESIGN AMENDMENT FOR BUI...	0.00	200.00	0.00	200.00	0.00	200.00	0.00	
<a href="#">23EBLDGCONSTMGMTAME</a>	CM AMANDEMENTS FOR BLDG...	0.00	0.00	0.00	0.00	0.00	0.00	0.00	
<a href="#">23EBUILDINGACM</a>	BUILDING A CONSTRUCTION ...	1,254.27	798.22	0.00	798.22	486.44	1,284.66	-1,740.71	
<a href="#">23EBUILDINGACONST</a>	BUILDING A CONSTRUCTION	197,106.30	274,010.00	270,409.00	3,601.00	69,701.70	73,302.70	3,601.00	
<a href="#">23EBUILDINGADESIGN</a>	BUILDING A DESIGN	0.00	8,473.43	0.00	8,473.43	0.00	8,473.43	0.00	
<a href="#">23EBUILDINGBCM</a>	BUILDING B CONSTRUCTION ...	389.63	252.89	0.00	252.89	152.21	405.10	-541.84	
<a href="#">23EBUILDINGBCONST</a>	BUILDING B CONSTRUCTION	63,800.00	65,000.00	64,600.00	400.00	400.00	800.00	400.00	
<a href="#">23EBUILDINGBDESIGN</a>	BUILDING B DESIGN	0.00	5,167.53	0.00	5,167.53	0.00	5,167.53	0.00	
<a href="#">23EBUILDINGCCM</a>	BUILDING C CONSTRUCTION M...	1,542.48	980.01	0.00	980.01	597.85	1,577.86	-2,140.33	
<a href="#">23EBUILDINGCDESIGN</a>	BUILDING C DESIGN	0.00	9,755.04	0.00	9,755.04	0.00	9,755.04	0.00	
<a href="#">23EBUILDINGCCONST</a>	BUILDING C CONSTRUCTION	211,412.20	329,499.80	263,014.00	66,485.80	0.00	66,485.80	51,601.80	
<a href="#">23EPROGRAM</a>	BUILDING A 2ND FLOOR PROG...	0.00	595.00	0.00	595.00	0.00	595.00	0.00	
<a href="#">23EROOFCONSTMGMT</a>	BUILDING A REROOF CONSTRU...	0.00	3,360.00	0.00	3,360.00	0.00	3,360.00	0.00	
<a href="#">23EROOFCONSTRUCTION</a>	BUILDING A REROOF CONSTRU...	0.00	177,188.60	0.00	177,188.60	0.00	177,188.60	0.00	
<a href="#">23EROOFDESIGN</a>	BUILDING A REROOF DESIGN	0.00	13,440.00	0.00	13,440.00	0.00	13,440.00	0.00	
	Total Expenses:	484,174.50	913,132.75	614,637.00	298,495.75	79,902.50	378,398.25	50,560.00	
	23E Total:	484,174.50	913,132.75	614,637.00	298,495.75	79,902.50	378,398.25	50,560.00	

[23F](#)

EAST REC CATHOTIC PROTECTION & ...			CAP EX	WASTEWATER	Active				
Expenses					Date Range	Beginning		Ending	Budget
Account Key	Account Name	Encumbrances	Total Budget	Budget	Balance	Total Activity	Balance	Remaining	
<a href="#">23FCONSTR</a>	CONSTRUCTION	0.00	345,000.00	345,000.00	0.00	0.00	0.00	345,000.00	
<a href="#">23FDEDSIGN</a>	DESIGN	27,628.42	17,349.58	0.00	17,349.58	3,822.00	21,171.58	-31,450.42	
	Total Expenses:	27,628.42	362,349.58	345,000.00	17,349.58	3,822.00	21,171.58	313,549.58	
	23F Total:	27,628.42	362,349.58	345,000.00	17,349.58	3,822.00	21,171.58	313,549.58	

[23G](#)

CHESTERFIELD & WARNER EXHAUST ...			CAP EX	WASTEWATER	Active				
Expenses					Date Range	Beginning		Ending	Budget
Account Key	Account Name	Encumbrances	Total Budget	Budget	Balance	Total Activity	Balance	Remaining	



Project Activity vs Budget Report

Date Range: 01/01/2024 - 12/31/2024

Project Number	Project Name	Group	Project Type	Status					
<a href="#">23G Design</a>	23G Design		37.50	20,090.75	0.00	20,090.75	2,771.75	22,862.50	-2,809.25
<a href="#">23G DESIGN AMEND</a>	Design Amendments		0.00	0.00	0.00	0.00	0.00	0.00	0.00
<a href="#">23GCHANGEORDER</a>	CHESTERFIELD WWPS EXHAUST...		0.00	800.00	800.00	0.00	0.00	0.00	800.00
<a href="#">23GCONSTR</a>	CONSTRUCTION		0.00	176,300.00	148,800.00	27,500.00	0.00	27,500.00	148,800.00
Total Expenses:			37.50	197,190.75	149,600.00	47,590.75	2,771.75	50,362.50	146,790.75
23G Total:			37.50	197,190.75	149,600.00	47,590.75	2,771.75	50,362.50	146,790.75
<a href="#">23I</a>	ANDERSON WTP	CAP EX		WATER	Active				
Expenses					Date Range	Beginning		Ending	Budget
Account Key	Account Name	Encumbrances	Total Budget	Budget	Balance	Total Activity	Balance	Remaining	
<a href="#">23I Design</a>	Anderson WTP Design	653,664.31	731,196.81	700,000.00	31,196.81	64,938.88	96,135.69	-18,603.19	
<a href="#">23I Scoping Anderson Wate</a>	Anderson WTP Scoping Update	0.00	9,639.90	0.00	9,639.90	0.00	9,639.90	0.00	
<a href="#">23ICONSTR</a>	ANDERSTON CONSTRUCTION	0.00	1,000,000.00	1,000,000.00	0.00	0.00	0.00	1,000,000.00	
Total Expenses:			653,664.31	1,740,836.71	1,700,000.00	40,836.71	64,938.88	105,775.59	981,396.81
23I Total:			653,664.31	1,740,836.71	1,700,000.00	40,836.71	64,938.88	105,775.59	981,396.81
<a href="#">23K</a>	LARGE METER VAULT REPLUMBS	CAP EX		WATER	Active				
Expenses					Date Range	Beginning		Ending	Budget
Account Key	Account Name	Encumbrances	Total Budget	Budget	Balance	Total Activity	Balance	Remaining	
<a href="#">23KMATERIALS</a>	MATERIALS FOR IN-HOUSE ME...	0.00	75,966.75	0.00	75,966.75	0.00	75,966.75	0.00	
Total Expenses:			0.00	75,966.75	0.00	75,966.75	0.00	75,966.75	0.00
23K Total:			0.00	75,966.75	0.00	75,966.75	0.00	75,966.75	0.00
<a href="#">23L</a>	WELL NO. 18 DRILLING & EQUIPING	CAP EX		WATER	Active				
Expenses					Date Range	Beginning		Ending	Budget
Account Key	Account Name	Encumbrances	Total Budget	Budget	Balance	Total Activity	Balance	Remaining	
<a href="#">23LCONSTR</a>	WELL 18 CONSTRUCTION	0.00	1,700,000.00	1,700,000.00	0.00	0.00	0.00	1,700,000.00	
<a href="#">23LCONSTRMGMT</a>	WELL 18 CONSTRUCTION MAN...	0.00	50,000.00	50,000.00	0.00	0.00	0.00	50,000.00	
<a href="#">23LDESIGN</a>	23L DESIGN ENGINEERING	406,730.70	512,144.25	480,000.00	32,144.25	340.00	32,484.25	72,929.30	
<a href="#">23LPERMITS</a>	WELL 18 PERMITS AND OTHER	0.00	25,000.00	25,000.00	0.00	0.00	0.00	25,000.00	
Total Expenses:			406,730.70	2,287,144.25	2,255,000.00	32,144.25	340.00	32,484.25	1,847,929.30
23L Total:			406,730.70	2,287,144.25	2,255,000.00	32,144.25	340.00	32,484.25	1,847,929.30
<a href="#">23PVLAND</a>	PLEASANT VALLEY LIFTS STATION PRO...	CAP EX		WASTEWATER	Future				
Expenses					Date Range	Beginning		Ending	Budget
Account Key	Account Name	Encumbrances	Total Budget	Budget	Balance	Total Activity	Balance	Remaining	
<a href="#">23PVLAND</a>	LAND PURCHASE	0.00	250,000.00	250,000.00	0.00	0.00	0.00	250,000.00	
<a href="#">23PVLDESIGN</a>	PLEASANT VALLEY LIFT STATION..	0.00	350,000.00	350,000.00	0.00	0.00	0.00	350,000.00	
Total Expenses:			0.00	600,000.00	600,000.00	0.00	0.00	0.00	600,000.00
23PVLAND Total:			0.00	600,000.00	600,000.00	0.00	0.00	0.00	600,000.00
<a href="#">23Q</a>	PRV VAULT ELECTRICAL UPGRADES	CAP EX		FACILITIES	Active				

Project Activity vs Budget Report

Date Range: 01/01/2024 - 12/31/2024

Project Number	Project Name	Group	Project Type	Status					
Expenses				Date Range	Beginning	Total Activity	Ending	Budget	
Account Key	Account Name	Encumbrances	Total Budget	Budget	Balance		Balance	Remaining	
<a href="#">23QPROJECT</a>	PRV VAULT ELECTRICAL	0.00	67,968.70	0.00	67,968.70	0.00	67,968.70	0.00	
Total Expenses:		0.00	67,968.70	0.00	67,968.70	0.00	67,968.70	0.00	
23Q Total:		0.00	67,968.70	0.00	67,968.70	0.00	67,968.70	0.00	
<a href="#">23T</a>	ZONE 1 RESERVOIR	CAP EX	WATER	Active					
Expenses				Date Range	Beginning	Total Activity	Ending	Budget	
Account Key	Account Name	Encumbrances	Total Budget	Budget	Balance		Balance	Remaining	
<a href="#">23TLANDPURCHASE</a>	LAND PURCHASE	0.00	1,996,121.85	0.00	1,996,121.85	0.00	1,996,121.85	0.00	
<a href="#">23TPERMITS</a>	PERMITS	0.00	5,000.00	0.00	5,000.00	0.00	5,000.00	0.00	
Total Expenses:		0.00	2,001,121.85	0.00	2,001,121.85	0.00	2,001,121.85	0.00	
23T Total:		0.00	2,001,121.85	0.00	2,001,121.85	0.00	2,001,121.85	0.00	
<a href="#">23U</a>	PARKWAY SEWER REPAIRS	CAP EX	WASTEWATER	Active					
Expenses				Date Range	Beginning	Total Activity	Ending	Budget	
Account Key	Account Name	Encumbrances	Total Budget	Budget	Balance		Balance	Remaining	
<a href="#">23UCHANGEORDERS</a>	23U CONSTRUCTION CHANGE ...	0.00	13,494.00	0.00	13,494.00	0.00	13,494.00	0.00	
<a href="#">23UCONSTRUCTION</a>	CONSTRUCTION	0.00	99,309.00	0.00	99,309.00	0.00	99,309.00	0.00	
Total Expenses:		0.00	112,803.00	0.00	112,803.00	0.00	112,803.00	0.00	
23U Total:		0.00	112,803.00	0.00	112,803.00	0.00	112,803.00	0.00	
<a href="#">23V</a>	DECKER MAIN EMERGENCY REPAIRS	CAP EX	WASTEWATER	Active					
Expenses				Date Range	Beginning	Total Activity	Ending	Budget	
Account Key	Account Name	Encumbrances	Total Budget	Budget	Balance		Balance	Remaining	
<a href="#">23VCONSTR</a>	DECKER MAIN EMERGENCY CO...	182,506.52	290,000.00	290,000.00	0.00	81,386.26	81,386.26	26,107.22	
Total Expenses:		182,506.52	290,000.00	290,000.00	0.00	81,386.26	81,386.26	26,107.22	
23V Total:		182,506.52	290,000.00	290,000.00	0.00	81,386.26	81,386.26	26,107.22	
<a href="#">23W</a>	ACORD BOOSTER PUMP FLOORING A...	CAP EX	FACILITIES	Active					
Expenses				Date Range	Beginning	Total Activity	Ending	Budget	
Account Key	Account Name	Encumbrances	Total Budget	Budget	Balance		Balance	Remaining	
<a href="#">23WCONSTRUCTION</a>	CONSTRUCTION	0.00	6,000.00	6,000.00	0.00	0.00	0.00	6,000.00	
Total Expenses:		0.00	6,000.00	6,000.00	0.00	0.00	0.00	6,000.00	
23W Total:		0.00	6,000.00	6,000.00	0.00	0.00	0.00	6,000.00	
<a href="#">24A</a>	2024 SEWER REHABILITATION PROJECT	CAP EX	WASTEWATER	Active					
Expenses				Date Range	Beginning	Total Activity	Ending	Budget	
Account Key	Account Name	Encumbrances	Total Budget	Budget	Balance		Balance	Remaining	
<a href="#">24ACONSTRUCTION</a>	CONSTRUCTION	0.00	1,175,000.00	1,175,000.00	0.00	0.00	0.00	1,175,000.00	
Total Expenses:		0.00	1,175,000.00	1,175,000.00	0.00	0.00	0.00	1,175,000.00	

Project Number	Project Name	Group	Project Type		Status				
		24A Total:	0.00	1,175,000.00	1,175,000.00	0.00	0.00	0.00	1,175,000.00
<a href="#">24B</a>	2024 SEWER FLOW MONITORING EQU..	CAP EX	WASTEWATER		Active				
Expenses					Date Range	Beginning		Ending	Budget
Account Key	Account Name		Encumbrances	Total Budget	Budget	Balance	Total Activity	Balance	Remaining
<a href="#">24BEQUIP</a>	SEWER FLOW MONITORING E...		16,432.35	45,000.00	45,000.00	0.00	0.00	0.00	28,567.65
	Total Expenses:		16,432.35	45,000.00	45,000.00	0.00	0.00	0.00	28,567.65
	24B Total:		16,432.35	45,000.00	45,000.00	0.00	0.00	0.00	28,567.65
<a href="#">24C</a>	2024 LARGE METER VAULT REPLUMBS	CAP EX	WATER		Active				
Expenses					Date Range	Beginning		Ending	Budget
Account Key	Account Name		Encumbrances	Total Budget	Budget	Balance	Total Activity	Balance	Remaining
<a href="#">24CVAULTREPLUMBS</a>	LARGE METER VAULT REPLUM...		0.00	630,000.00	630,000.00	0.00	8,614.22	8,614.22	621,385.78
	Total Expenses:		0.00	630,000.00	630,000.00	0.00	8,614.22	8,614.22	621,385.78
	24C Total:		0.00	630,000.00	630,000.00	0.00	8,614.22	8,614.22	621,385.78
<a href="#">24CHERRY</a>	CHERRYWOOD VILLAGE WATERLINE R...	CAP EX	WATER		Future				
Expenses					Date Range	Beginning		Ending	Budget
Account Key	Account Name		Encumbrances	Total Budget	Budget	Balance	Total Activity	Balance	Remaining
<a href="#">24CHERRYDESIGN</a>	DESIGN		0.00	100,000.00	100,000.00	0.00	0.00	0.00	100,000.00
	Total Expenses:		0.00	100,000.00	100,000.00	0.00	0.00	0.00	100,000.00
	24CHERRY Total:		0.00	100,000.00	100,000.00	0.00	0.00	0.00	100,000.00
<a href="#">24CHGR</a>	2024 CHANNEL GRINDERS	CAP EX	WASTEWATER		Active				
Expenses					Date Range	Beginning		Ending	Budget
Account Key	Account Name		Encumbrances	Total Budget	Budget	Balance	Total Activity	Balance	Remaining
<a href="#">24CHGR</a>	2024 CHANNEL GRINDERS		0.00	140,000.00	140,000.00	0.00	0.00	0.00	140,000.00
	Total Expenses:		0.00	140,000.00	140,000.00	0.00	0.00	0.00	140,000.00
	24CHGR Total:		0.00	140,000.00	140,000.00	0.00	0.00	0.00	140,000.00
<a href="#">24CHLORANALYZERS</a>	2024 CHLORINE ANALYZERS	CAP EX	FACILITIES		Active				
Expenses					Date Range	Beginning		Ending	Budget
Account Key	Account Name		Encumbrances	Total Budget	Budget	Balance	Total Activity	Balance	Remaining
<a href="#">24CHORANALYZERS</a>	CHLORINE ANALYZERS		0.00	17,500.00	17,500.00	0.00	0.00	0.00	17,500.00
	Total Expenses:		0.00	17,500.00	17,500.00	0.00	0.00	0.00	17,500.00
	24CHLORANALYZERS Total:		0.00	17,500.00	17,500.00	0.00	0.00	0.00	17,500.00
<a href="#">24CUSTPORTAGG</a>	2024 CUSTOMER PORTAL AGGREGAT...	CAP EX	FACILITIES		Active				
Expenses					Date Range	Beginning		Ending	Budget
Account Key	Account Name		Encumbrances	Total Budget	Budget	Balance	Total Activity	Balance	Remaining
<a href="#">24CUSTPORTAGG</a>	CUSTOMER PORTAL AGGREGAT...		0.00	200,000.00	200,000.00	0.00	0.00	0.00	200,000.00
	Total Expenses:		0.00	200,000.00	200,000.00	0.00	0.00	0.00	200,000.00

# Project Activity vs Budget Report

Date Range: 01/01/2024 - 12/31/2024

Project Number	Project Name	Group	Project Type	Status				
		<b>24CUSTPORTAGG Total:</b>	<b>0.00</b>	<b>200,000.00</b>	<b>200,000.00</b>	<b>0.00</b>	<b>0.00</b>	<b>0.00</b>
<a href="#">24CYBEREQUIP</a>	2024 CYBERSECURITY EQUIPMENT	CAP EX	FACILITIES	Active				
	<b>Expenses</b>			<b>Date Range</b>	<b>Beginning</b>		<b>Ending</b>	<b>Budget</b>
<b>Account Key</b>	<b>Account Name</b>	<b>Encumbrances</b>	<b>Total Budget</b>	<b>Budget</b>	<b>Balance</b>	<b>Total Activity</b>	<b>Balance</b>	<b>Remaining</b>
<a href="#">24CYBEREQUIP</a>	CYBERSECURITY EQUIPMENT	0.00	35,000.00	35,000.00	0.00	0.00	0.00	35,000.00
	<b>Total Expenses:</b>	<b>0.00</b>	<b>35,000.00</b>	<b>35,000.00</b>	<b>0.00</b>	<b>0.00</b>	<b>0.00</b>	<b>35,000.00</b>
	<b>24CYBEREQUIP Total:</b>	<b>0.00</b>	<b>35,000.00</b>	<b>35,000.00</b>	<b>0.00</b>	<b>0.00</b>	<b>0.00</b>	<b>35,000.00</b>
<a href="#">24FHR</a>	2024 FIRE HYDRANT REPLACEMENT	CAP EX	WATER	Future				
	<b>Expenses</b>			<b>Date Range</b>	<b>Beginning</b>		<b>Ending</b>	<b>Budget</b>
<b>Account Key</b>	<b>Account Name</b>	<b>Encumbrances</b>	<b>Total Budget</b>	<b>Budget</b>	<b>Balance</b>	<b>Total Activity</b>	<b>Balance</b>	<b>Remaining</b>
<a href="#">24FHRMATERIALS</a>	FIRE HYDRANT MATERIALS	0.00	750,000.00	750,000.00	0.00	0.00	0.00	750,000.00
	<b>Total Expenses:</b>	<b>0.00</b>	<b>750,000.00</b>	<b>750,000.00</b>	<b>0.00</b>	<b>0.00</b>	<b>0.00</b>	<b>750,000.00</b>
	<b>24FHR Total:</b>	<b>0.00</b>	<b>750,000.00</b>	<b>750,000.00</b>	<b>0.00</b>	<b>0.00</b>	<b>0.00</b>	<b>750,000.00</b>
<a href="#">24LSPR</a>	2024 LIFT STATION PUMP REPLACEM...	CAP EX	WASTEWATER	Active				
	<b>Expenses</b>			<b>Date Range</b>	<b>Beginning</b>		<b>Ending</b>	<b>Budget</b>
<b>Account Key</b>	<b>Account Name</b>	<b>Encumbrances</b>	<b>Total Budget</b>	<b>Budget</b>	<b>Balance</b>	<b>Total Activity</b>	<b>Balance</b>	<b>Remaining</b>
<a href="#">24LSPRMATERIALS</a>	LIFT STATION PUMP REPLAC...	0.00	140,000.00	140,000.00	0.00	0.00	0.00	140,000.00
	<b>Total Expenses:</b>	<b>0.00</b>	<b>140,000.00</b>	<b>140,000.00</b>	<b>0.00</b>	<b>0.00</b>	<b>0.00</b>	<b>140,000.00</b>
	<b>24LSPR Total:</b>	<b>0.00</b>	<b>140,000.00</b>	<b>140,000.00</b>	<b>0.00</b>	<b>0.00</b>	<b>0.00</b>	<b>140,000.00</b>
<a href="#">24WELL15ELECT</a>	WELL #15 ELECTRICAL UPGRADES	CAP EX	WATER	Future				
	<b>Expenses</b>			<b>Date Range</b>	<b>Beginning</b>		<b>Ending</b>	<b>Budget</b>
<b>Account Key</b>	<b>Account Name</b>	<b>Encumbrances</b>	<b>Total Budget</b>	<b>Budget</b>	<b>Balance</b>	<b>Total Activity</b>	<b>Balance</b>	<b>Remaining</b>
<a href="#">24WELL15CONSTR</a>	WELL #15 ELECTRICAL CONSTR...	0.00	400,000.00	400,000.00	0.00	0.00	0.00	400,000.00
<a href="#">24WELL15CONSTRMGMT</a>	WELL #15 ELECTRICAL CONSTR...	0.00	20,000.00	20,000.00	0.00	0.00	0.00	20,000.00
<a href="#">24WELL15DESIGN</a>	WELL #15 ELECTRICAL DESIGN	0.00	40,000.00	40,000.00	0.00	0.00	0.00	40,000.00
	<b>Total Expenses:</b>	<b>0.00</b>	<b>460,000.00</b>	<b>460,000.00</b>	<b>0.00</b>	<b>0.00</b>	<b>0.00</b>	<b>460,000.00</b>
	<b>24WELL15ELECT Total:</b>	<b>0.00</b>	<b>460,000.00</b>	<b>460,000.00</b>	<b>0.00</b>	<b>0.00</b>	<b>0.00</b>	<b>460,000.00</b>
<a href="#">24WELL1REDEV</a>	WELL #1 REDEVELOPMENT	CAP EX	WATER	Future				
	<b>Expenses</b>			<b>Date Range</b>	<b>Beginning</b>		<b>Ending</b>	<b>Budget</b>
<b>Account Key</b>	<b>Account Name</b>	<b>Encumbrances</b>	<b>Total Budget</b>	<b>Budget</b>	<b>Balance</b>	<b>Total Activity</b>	<b>Balance</b>	<b>Remaining</b>
<a href="#">24WELL1CONSTR</a>	WELL #1 REDEVELOPMENT CO...	0.00	275,000.00	275,000.00	0.00	0.00	0.00	275,000.00
<a href="#">24WELL1CONSTRMGMT</a>	WELL #1 REDEVELOPMENT CO...	0.00	15,000.00	15,000.00	0.00	0.00	0.00	15,000.00
<a href="#">24WELL1DESIGN</a>	WELL #1 REDEVELOPMENT DES...	0.00	15,000.00	15,000.00	0.00	0.00	0.00	15,000.00
<a href="#">24WELL1PERMIT</a>	WELL #1 REDEVELOPMENT PE...	0.00	5,000.00	5,000.00	0.00	0.00	0.00	5,000.00
	<b>Total Expenses:</b>	<b>0.00</b>	<b>310,000.00</b>	<b>310,000.00</b>	<b>0.00</b>	<b>0.00</b>	<b>0.00</b>	<b>310,000.00</b>
	<b>24WELL1REDEV Total:</b>	<b>0.00</b>	<b>310,000.00</b>	<b>310,000.00</b>	<b>0.00</b>	<b>0.00</b>	<b>0.00</b>	<b>310,000.00</b>

Project Activity vs Budget Report

Date Range: 01/01/2024 - 12/31/2024

Project Number	Project Name	Group	Project Type	Status					
<a href="#">24WVC</a>	2024 WEST VALLEY CITY - OVERLAY & ...	CAP EX	WATER	Future					
Expenses				Date Range	Beginning		Ending	Budget	
Account Key	Account Name		Encumbrances	Total Budget	Budget	Balance	Total Activity	Balance	Remaining
<a href="#">24WVCCONSTR</a>	WVCCONSTR		0.00	125,000.00	125,000.00	0.00	0.00	0.00	125,000.00
Total Expenses:			0.00	125,000.00	125,000.00	0.00	0.00	0.00	125,000.00
24WVC Total:			0.00	125,000.00	125,000.00	0.00	0.00	0.00	125,000.00


Summary

Project Summary								
Project Number	Project Name	Encumbrances	Total Budget	Date Range Budget	Beginning Balance	Total Activity	Ending Balance	Budget Remaining
<a href="#">20A</a>	REDWOOD ROAD SEWERLINE PROJECT	894,911.50	1,019,090.90	970,000.00	131,370.48	0.00	131,370.48	-7,191.08
<a href="#">20B</a>	RUSHTON WATER TREATMENT PLANT	0.00	11,263,631.03	0.00	11,263,631.03	0.00	11,263,631.03	0.00
<a href="#">20D</a>	KENT PUMP STATION REPLACEMENT ...	4,998,157.20	16,897,931.40	4,500,000.00	12,270,131.40	782,834.75	13,052,966.15	-1,153,191.95
<a href="#">20E</a>	PIONEER WWPS REPLACEMENT	15,997.30	3,806,930.76	34,000.00	3,772,930.76	2,021.48	3,774,952.24	15,981.22
<a href="#">20I</a>	REDWOOD ROAD WATERLINE PROJECT	7,448,742.76	13,043,269.35	8,530,363.00	4,316,747.98	196,626.50	4,513,374.48	1,081,152.11
<a href="#">21F</a>	SCADA MASTER PLAN	0.00	395,009.27	200,000.00	195,009.27	3,800.00	198,809.27	196,200.00
<a href="#">22C</a>	LAKE PARK & MERRY LANE SUBDIVISI...	0.00	2,297,284.45	0.00	2,267,814.45	0.00	2,267,814.45	29,470.00
<a href="#">22D</a>	4100 SOUTH & 4700 SOUTH WATERLI...	0.00	2,676,750.95	0.00	2,676,750.95	0.00	2,676,750.95	0.00
<a href="#">22F</a>	RIDGELAND PUMP STATION REPLAC...	1,477,693.21	3,610,349.53	1,950,000.00	1,660,349.53	428,414.38	2,088,763.91	43,892.41
<a href="#">22H</a>	WATER INNOVATION & METER TESTI...	0.00	153,879.66	15,000.00	138,879.66	0.00	138,879.66	15,000.00
<a href="#">23A</a>	2023 SEWER LINING AND REHABILITA...	0.00	765,630.43	0.00	765,630.43	0.00	765,630.43	0.00
<a href="#">23C</a>	WELL NO. 1 CHLORINATOR	160,635.80	633,649.50	245,000.00	388,649.50	507.50	389,157.00	83,856.70
<a href="#">23D</a>	ACORD RESERVOIR REPAIR & RECOAT...	20,609.18	1,243,403.22	1,216,000.00	27,403.22	5,487.60	32,890.82	1,189,903.22
<a href="#">23E</a>	BUILDINGS A B & C UPGRADES AND ...	484,174.50	913,132.75	614,637.00	298,495.75	79,902.50	378,398.25	50,560.00
<a href="#">23F</a>	EAST REC CATHOTIC PROTECTION & ...	27,628.42	362,349.58	345,000.00	17,349.58	3,822.00	21,171.58	313,549.58
<a href="#">23G</a>	CHESTERFIELD & WARNER EXHAUST ...	37.50	197,190.75	149,600.00	47,590.75	2,771.75	50,362.50	146,790.75
<a href="#">23I</a>	ANDERSON WTP	653,664.31	1,740,836.71	1,700,000.00	40,836.71	64,938.88	105,775.59	981,396.81
<a href="#">23K</a>	LARGE METER VAULT REPLUMBS	0.00	75,966.75	0.00	75,966.75	0.00	75,966.75	0.00
<a href="#">23L</a>	WELL NO. 18 DRILLING & EQUIPING	406,730.70	2,287,144.25	2,255,000.00	32,144.25	340.00	32,484.25	1,847,929.30
<a href="#">23PVLAND</a>	PLEASANT VALLEY LIFTS STATION PRO...	0.00	600,000.00	600,000.00	0.00	0.00	0.00	600,000.00
<a href="#">23Q</a>	PRV VAULT ELECTRICAL UPGRADES	0.00	67,968.70	0.00	67,968.70	0.00	67,968.70	0.00
<a href="#">23T</a>	ZONE 1 RESERVOIR	0.00	2,001,121.85	0.00	2,001,121.85	0.00	2,001,121.85	0.00
<a href="#">23U</a>	PARKWAY SEWER REPAIRS	0.00	112,803.00	0.00	112,803.00	0.00	112,803.00	0.00
<a href="#">23V</a>	DECKER MAIN EMERGENCY REPAIRS	182,506.52	290,000.00	290,000.00	0.00	81,386.26	81,386.26	26,107.22
<a href="#">23W</a>	ACORD BOOSTER PUMP FLOORING A...	0.00	6,000.00	6,000.00	0.00	0.00	0.00	6,000.00
<a href="#">24A</a>	2024 SEWER REHABILITATION PROJECT	0.00	1,175,000.00	1,175,000.00	0.00	0.00	0.00	1,175,000.00
<a href="#">24B</a>	2024 SEWER FLOW MONITORING EQU...	16,432.35	45,000.00	45,000.00	0.00	0.00	0.00	28,567.65
<a href="#">24C</a>	2024 LARGE METER VAULT REPLUMBS	0.00	630,000.00	630,000.00	0.00	8,614.22	8,614.22	621,385.78
<a href="#">24CHERRY</a>	CHERRYWOOD VILLAGE WATERLINE R...	0.00	100,000.00	100,000.00	0.00	0.00	0.00	100,000.00
<a href="#">24CHGR</a>	2024 CHANNEL GRINDERS	0.00	140,000.00	140,000.00	0.00	0.00	0.00	140,000.00
<a href="#">24CHLORANALYZERS</a>	2024 CHLORINE ANALYZERS	0.00	17,500.00	17,500.00	0.00	0.00	0.00	17,500.00
<a href="#">24CUSTPORTAGG</a>	2024 CUSTOMER PORTAL AGGREGAT...	0.00	200,000.00	200,000.00	0.00	0.00	0.00	200,000.00
<a href="#">24CYBEREQUIP</a>	2024 CYBERSECURITY EQUIPMENT	0.00	35,000.00	35,000.00	0.00	0.00	0.00	35,000.00
<a href="#">24FHR</a>	2024 FIRE HYDRANT REPLACEMENT	0.00	750,000.00	750,000.00	0.00	0.00	0.00	750,000.00
<a href="#">24LSPR</a>	2024 LIFT STATION PUMP REPLACEM...	0.00	140,000.00	140,000.00	0.00	0.00	0.00	140,000.00
<a href="#">24WELL15ELECT</a>	WELL #15 ELECTRICAL UPGRADES	0.00	460,000.00	460,000.00	0.00	0.00	0.00	460,000.00
<a href="#">24WELL1REDEV</a>	WELL #1 REDEVELOPMENT	0.00	310,000.00	310,000.00	0.00	0.00	0.00	310,000.00
<a href="#">24WVC</a>	2024 WEST VALLEY CITY - OVERLAY & ...	0.00	125,000.00	125,000.00	0.00	0.00	0.00	125,000.00
Report Total:		16,787,921.25	70,588,824.79	27,748,100.00	42,569,576.00	1,661,467.82	44,231,043.82	9,569,859.72

Group Summary							
Group	Encumbrances	Total Budget	Date Range Budget	Beginning Balance	Total Activity	Ending Balance	Budget Remaining
CAP EX	16,787,921.25	70,588,824.79	27,748,100.00	42,569,576.00	1,661,467.82	44,231,043.82	9,569,859.72
Report Total:	16,787,921.25	70,588,824.79	27,748,100.00	42,569,576.00	1,661,467.82	44,231,043.82	9,569,859.72
Type Summary							
Group	Encumbrances	Total Budget	Date Range Budget	Beginning Balance	Total Activity	Ending Balance	Budget Remaining
FACILITIES	484,174.50	1,788,490.38	1,088,137.00	700,353.38	83,702.50	784,055.88	520,260.00
WASTEWATER	1,137,513.59	8,653,995.42	3,888,600.00	4,847,675.00	90,001.49	4,937,676.49	2,578,805.34
WATER	15,166,233.16	60,146,338.99	22,771,363.00	37,021,547.62	1,487,763.83	38,509,311.45	6,470,794.38
Report Total:	16,787,921.25	70,588,824.79	27,748,100.00	42,569,576.00	1,661,467.82	44,231,043.82	9,569,859.72



# ENGINEERING DEPARTMENT UPDATE





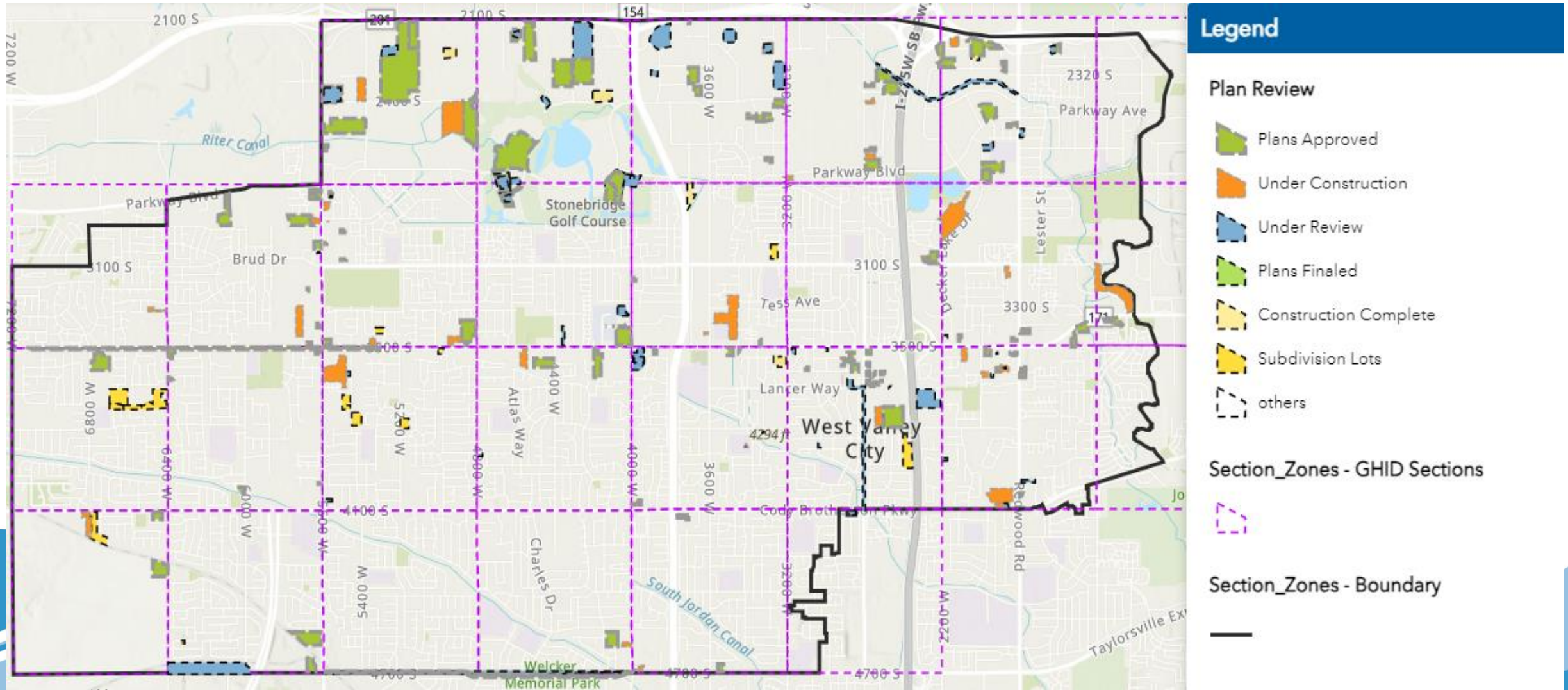
# PLAN REVIEW UPDATE

	PROJECT NAME	NOTES	ADDRESS	TYPE	STATUS
1	Wasatch WVC Office		3535 S Market St	Tenant Improvement	Project on Hold by Owner
2	Swire Coca-Cola South Warehouse Fire System	Upgrading fire sprinkler system. Double Check Detector Assembly required.	2269 S 3270 W	Tenant Improvement	Resubmittal Required
3	Fetzer Woodworking Fire System		4850 W 3500 S	Tenant Improvement	Resubmittal Required
4	Commercial Retail Development		3995 S Redwood Rd	Commercial	Resubmittal Required
6	WVC Brighton Canal Storm Drain Improvements		2600 W to Redwood Rd	Other	Resubmittal Required
7	New Life Center UPC	Constructing 2nd building.	3885 W 4100 S	Commercial	Resubmittal Required
8	JDF Limited Partnership Fire System	Upgrading fire sprinkler system	1515 W 2200 S (West Building Side)	Tenant Improvement	Resubmittal Required
9	Stonebridge Building 2 Fire System Protection	Fire sprinkler system install	2778 S Leadership Ct	Commercial	Resubmittal Required
10	Harmons TI Fire Sprinkler System	Upgrading fire sprinkler system	3955 W 3500 S	Tenant Improvement	Resubmittal Required
11	UTA Midvalley Connector BRT Project	Bus Stations	Constitution Blvd from 3500 S - 4700 S	Other	Resubmittal Required
12	Cascade Collision		5662 W 4700 S	Commercial	Final Approval
13	Ensign Middle School Remodel		2691 Decker Lake Ln	School	Resubmittal Required
14	Cafe Rio Expansion		2282 S Presidents Dr	Tenant Improvement	Resubmittal Required
15	Lucky's Auto Credit		4615 W 3500 S	Tenant Improvement	Final Approval

# PLAN REVIEW - CONTINUE

	PROJECT NAME	NOTES	ADDRESS	TYPE	STATUS
16	Nusano Office		4669 W Lake Park Blvd	Tenant Improvement	Resubmittal Required
17	Covington Estates Subdivision (3 lots)		4020 S 6000 W	Residential	Resubmittal Required
18	Intermountain Kidney Services WV Dialysis TI		2750 S 5600 W	Tenant Improvement	Final Approval
19	Decker Lake Flex TI		3076 S Decker Lake Dr	Tenant Improvement	Final Approval
20	Ying Thai Sushi		1798 W 3600 S	Tenant Improvement	Resubmittal Required
21	Deluxe Hair Salon		1798 W 3600 S	Tenant Improvement	Resubmittal Required
22	Stonebridge Building 2 Fire System Protection		2778 S Leadership Ct	Tenant Improvement	Resubmittal Required
23	W Valley Carnitas Fire Sprinkler Plans		3552 S Market St	Tenant Improvement	Resubmittal Required
24	Ineos Fire Sprinkler System		5544 W 2400 S	Tenant Improvement	Resubmittal Required

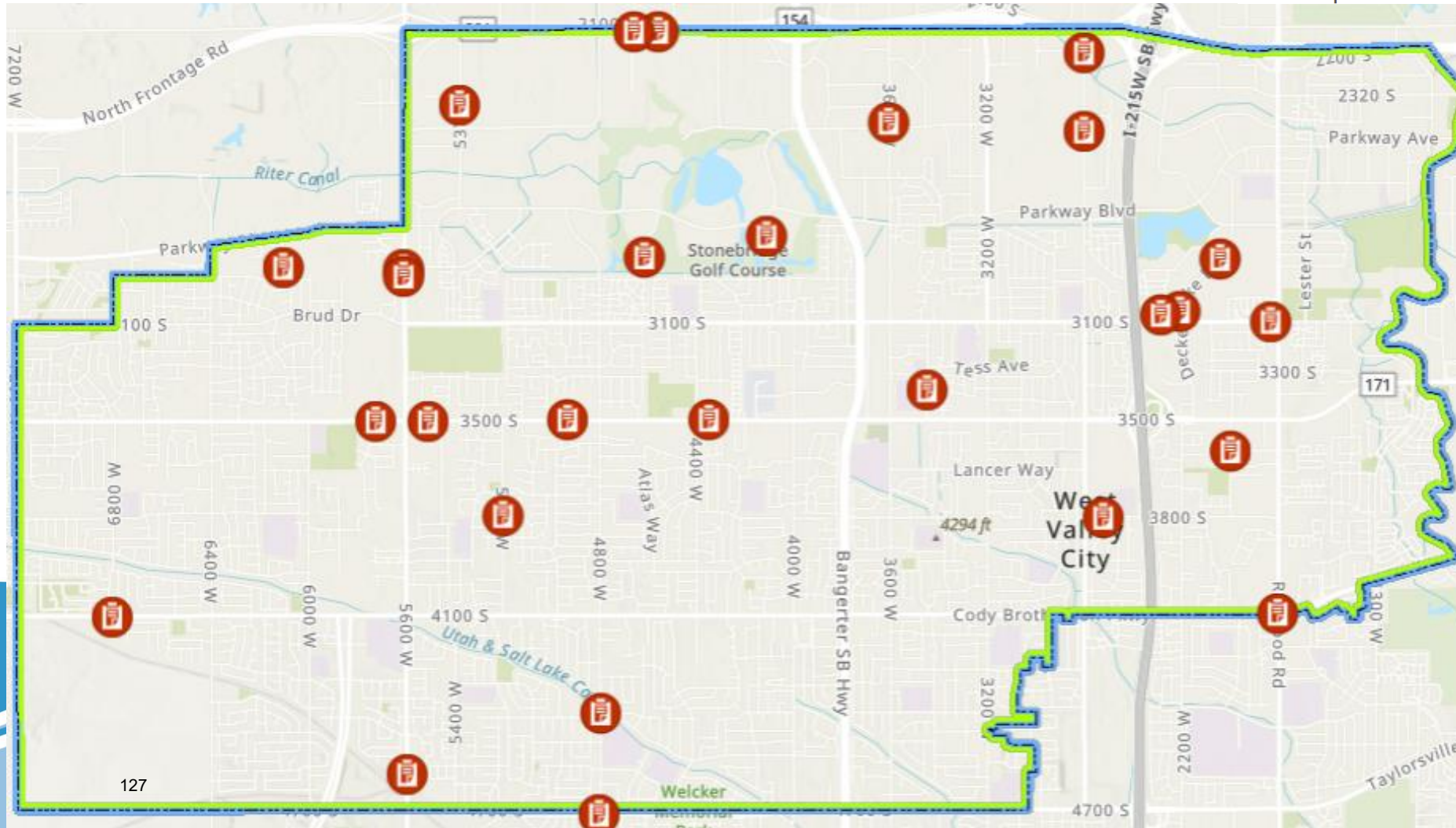
# PLAN REVIEW UPDATE





# INSPECTIONS UPDATE


Projects Under  
**28**  
Inspection



	Sprinter Wash-Detail Shop 2330 S 5370 W
	RGA Design Center 1741 W 3100 S
	Morrell Office Warehouse 2411 S 2700 W
	20E Pioneer WWPS Replacement 2184 S CONSTITUTION BLVD
	West Lake Junior High School 3400 S 3450 W
	H20 Lofts Apartments 2864 S DECKER LAKE DR
	Weston Fields Sub Phase 1 6803 W 4100 S
	Back 9 Apartments 2600 W 3800 S
	Ark Plaza 3601 S 1950 W
	4700 S Expansion Project 4000-5600 W on 4700 S
	20D Kent Booster Pump Station 4404 S 4800 W
	Mountain View Micro Flex 5718 W 3500 S
	Day Estates Sub 3789 S 5200 W
	Alicia's Bakery 4936 W 3500 S
	5600 Hotel LLC 2878 S 5600 W
	Stonebridge Bldg. 2 2785 S LEADERSHIP CT
	Decker Station Apts 3058 S DECKER LAKE DR
	Decker Lake Flex 3076 S DECKER LAKE DR
	20I 3100 S - 4100 S Redwood Rd Water Project
	22F Ridgeland Pump Station Replacement 2386 S 3600 W
	Lake Park Lot 1A (Nusano Radioisotope) 4129 W LAKE PARK BLVD
	Peak JCB Dealerships 4527 W SOUTH FRONTAGE RD
	Asahi Refinery 4601 W SOUTH FRONTAGE RD
	Heather Villas Sub 6087 W PARKWAY BLVD
	Bonneville Townhomes 2900 S 5600 W
	Wallace Stegner Academy 4590 S. 5600 W.
	Catrachos Foods 4344 W. 3500 S.
	Erin Hills Estates 5507 W 3500 S



# BACK 9 APARTMENTS – 2600 W 3800 S



Concrete meter vault



4" water and 8" fireline  
laterals



# NUSANO RADIOISOTOPE – 4129 W LAKE PARK BLVD



Fireline double check detector assembly in a concrete vault



Installing a fire hydrant on the north side of the building



# PROPERTY SALES & PURCHASE

- 2249 South 1070 West Approval Item
- 2386 South 3600 West Approval Item
- 1311 West 3300 South Approval Item





# Property Approvals

- Staff Recommendation: Motion to approve purchase of 0.60 acres from JMK Limited Partnership at 2249 South 1070 West for \$335,000.00 and authorize the General Manager to prepare, revise and execute the Real Estate Purchase Agreement, subject to legal counsel final review and approval.
- Staff Recommendation: Motion to declare surplus and approve sale of the parcel at 2386 South 3600 West to JKZ10, LLC (John Zarbock) for \$30,000.00 and authorize the General Manager to prepare, revise and execute the Real Estate Purchase Agreement, subject to legal counsel final review and approval.
- Staff Recommendation: Motion to approve an easement at Well No. 1 to Dominion Energy for \$40,000.00 and authorize the General Manager to prepare, revise and execute the Easement Agreement, subject to legal counsel final review and approval.



- Section 7.2 District Employee Handbook Approval Item



- Consider approval of cost sharing to purchase up to five years of service, as specified in Section 7.2 of the District Employee Handbook, for two retiring employees.